

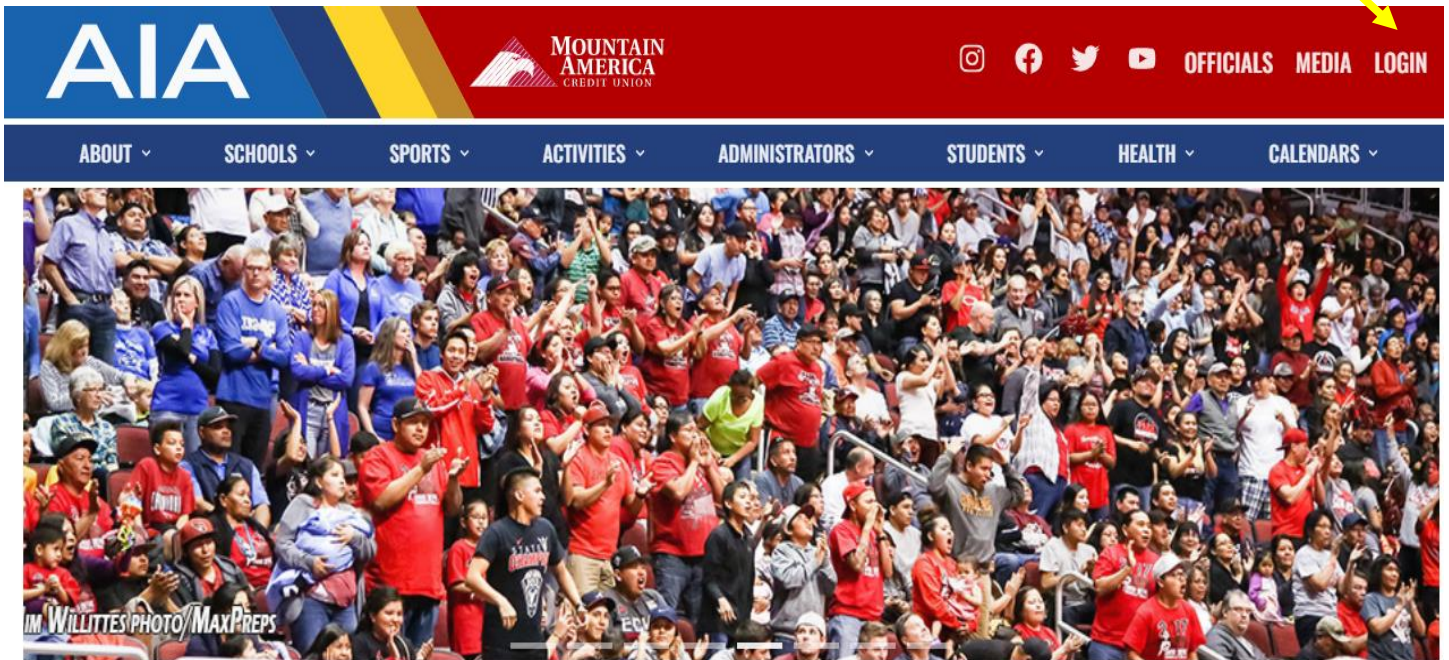
AIA Cheer & Dance Championship Registration

The Cheer & Dance Championship Registration will open on **November 18** and close on **December 1.**

There will be ***no late registrations*** accepted.

Please follow the below steps to register:

1. From the main page, click **LOGIN** in the top right corner.



2. Login to your AIA School Login Page

- If you are not able to log in or do not have an account, please follow the steps on the last page to gain access to your AIA account.

Sign in to your AIA account

Welcome to the AIA Admin.
If you have difficulty logging in, use the "Recover Password" link to recover your password.

Email Address

Password

Login

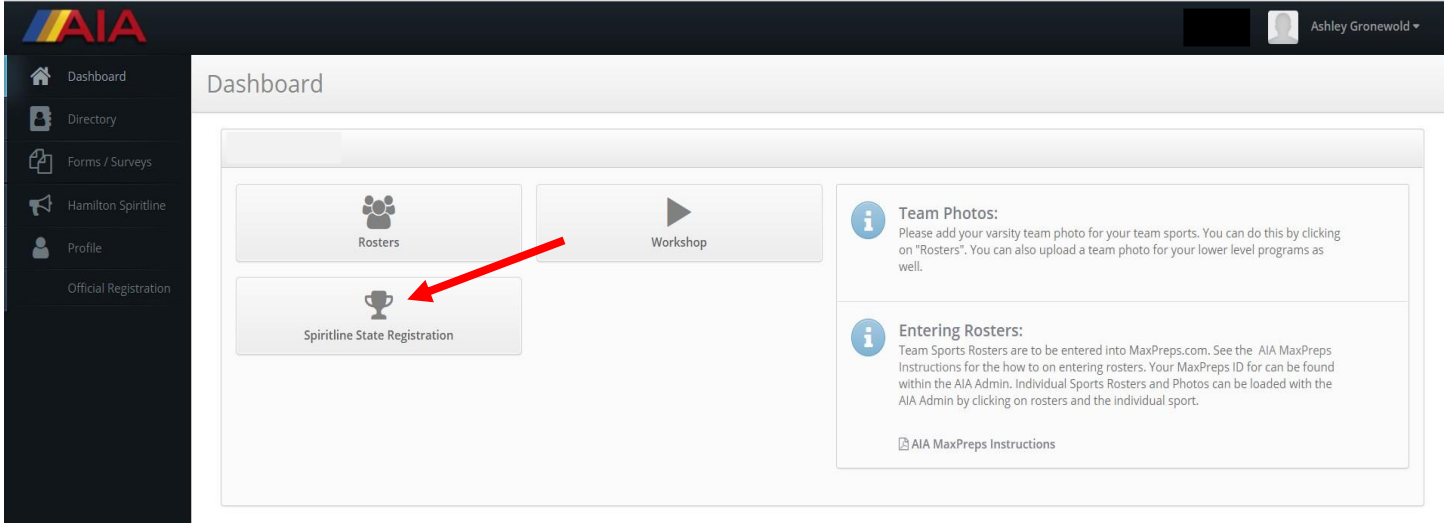
Login Issues
Having problems logging in?

Recover Password

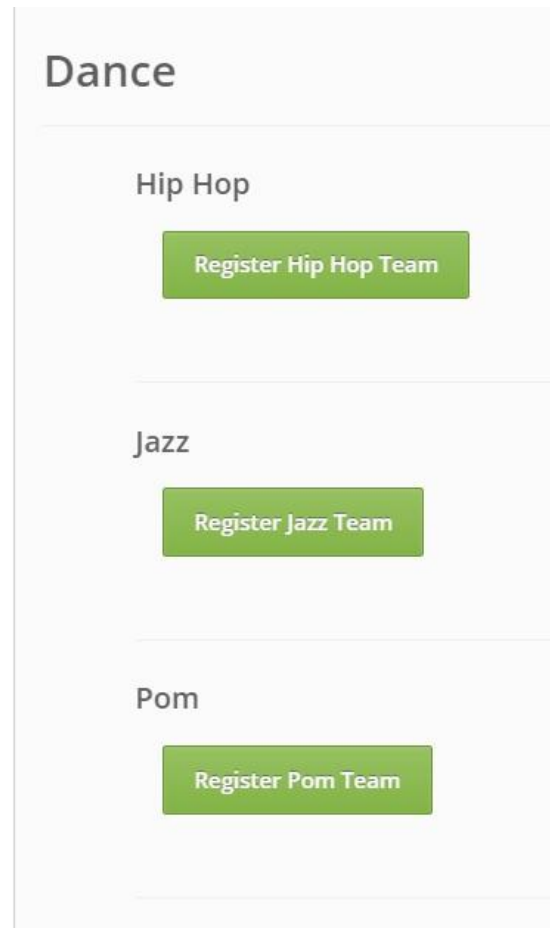
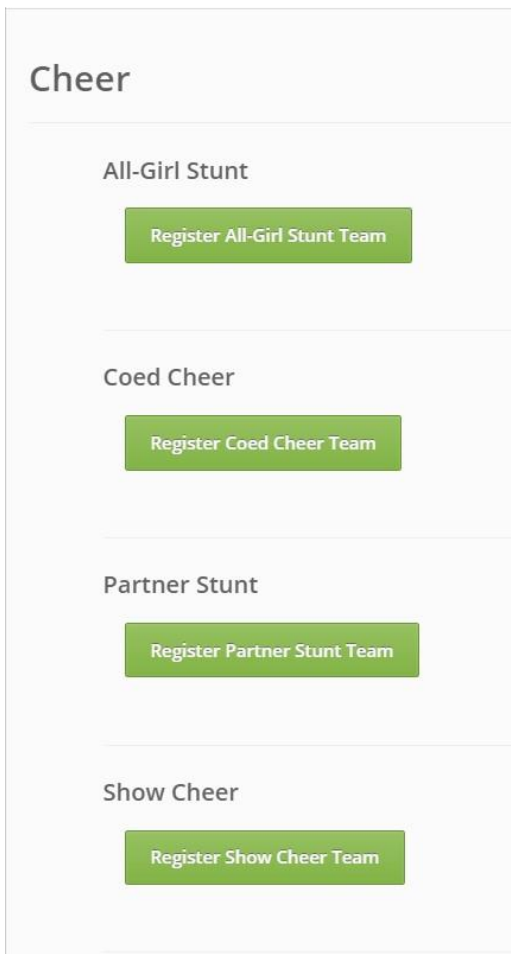
New Officials
Are you registering as a new official and don't have an AIA account yet?

Create Account

- From your dashboard, click on **SPIRITLINE STATE REGISTRATION**.
 - A **TEAM PHOTO** is required but you can add it **AFTER** submitting your registration. See Step 11.



- Click on the green **REGISTRATION** button for correct category.



*Reminder - Coed Cheer is 2 or more male athletes, Show Cheer can have 1 male athlete.

5. Complete **HEAD COACH** information and enter up to four **ASSISTANT COACHES**.

New Registration

Category Game Day

Head Coach

Name Ashley Gronewold

Work Phone

Home Phone

Cell Phone

Email agronewold@aiaonline.org

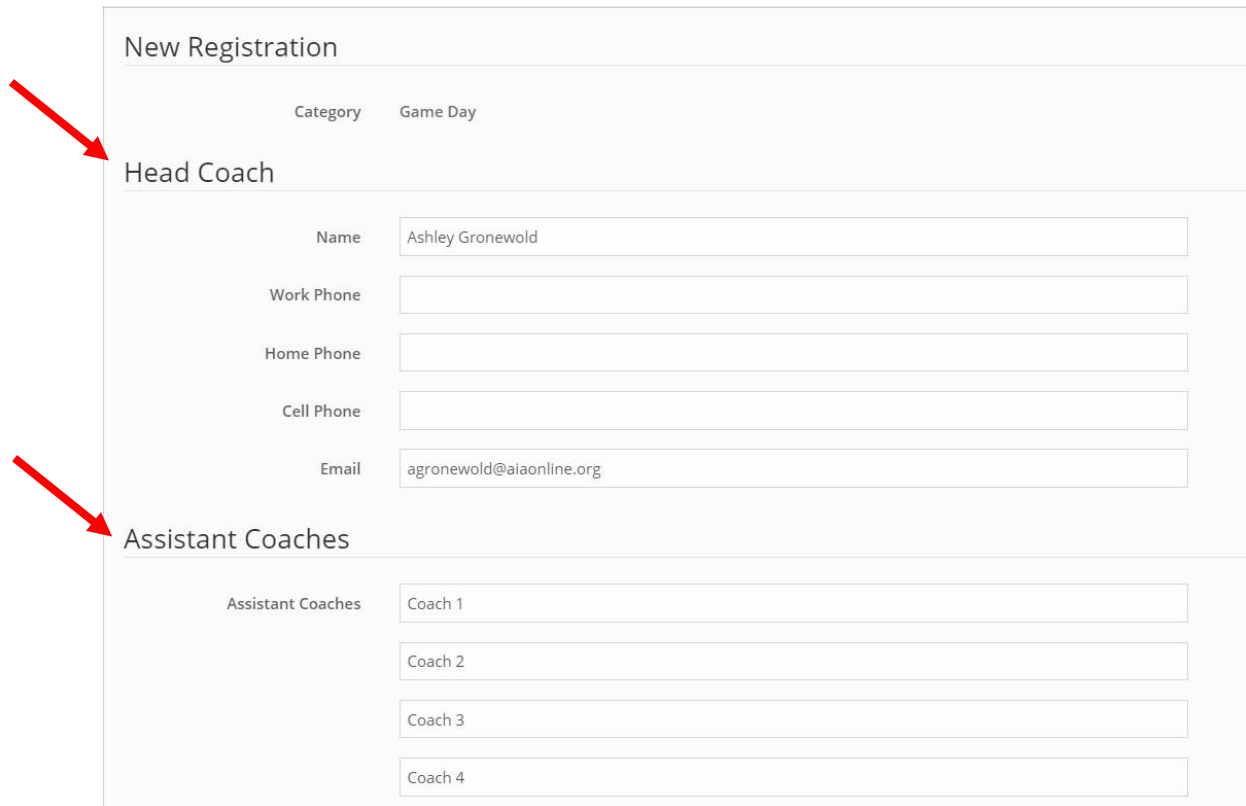
Assistant Coaches

Assistant Coaches Coach 1

Coach 2

Coach 3

Coach 4

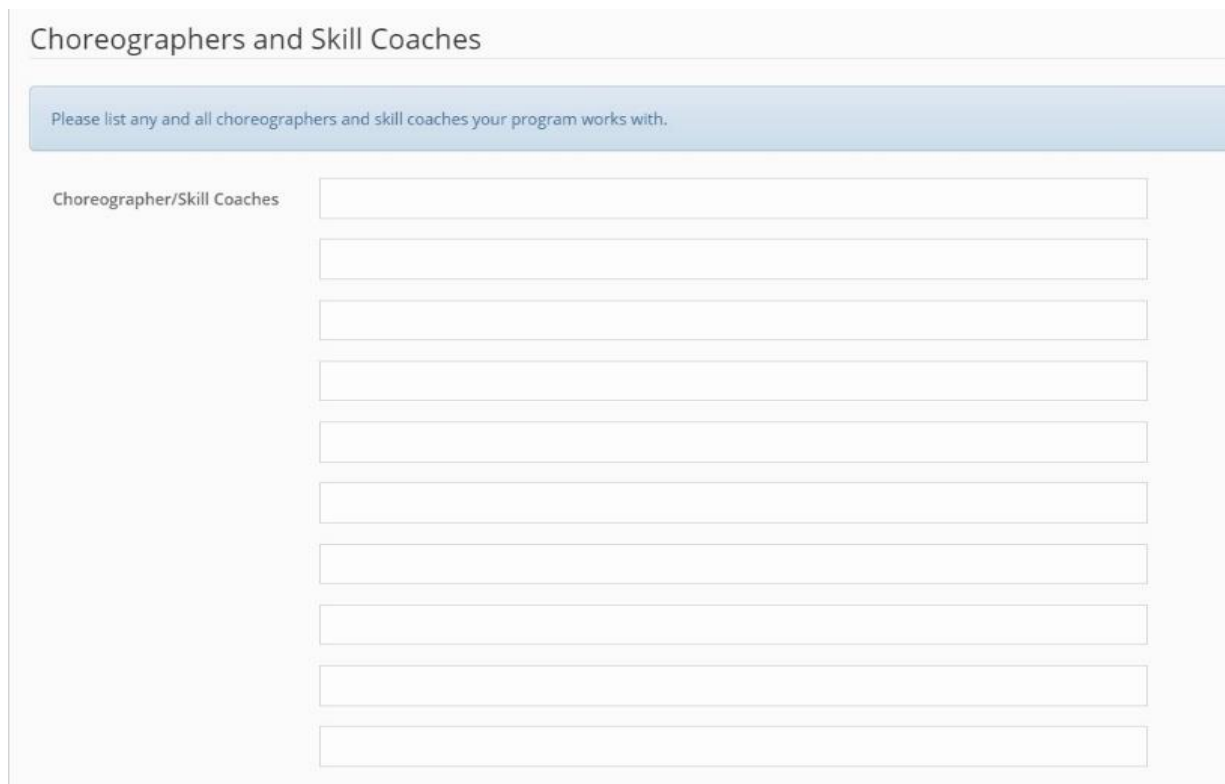


6. Enter any and all **CHOREOGRAPHERS AND SKILL COACHES** your program uses. This includes but is not limited to coaches used for technique, tumbling, clean up, and choreography.

Choreographers and Skill Coaches

Please list any and all choreographers and skill coaches your program works with.

Choreographer/Skill Coaches



- Use the drop down menu to select the **NUMBER FEMALE PARTICIPANTS** and the **NUMBER MALE PARTICIPANTS** you will have competing.
- Use the drop down menu to select the **NUMBER OF ALTERNATES** you have.
 - Please note, you can have no more than half the number of competitors you register. For example – if you register 16 competitors, you cannot have more than 8 alternates.

Roster Counts

Number of Female Participants

Number of Male Participants

Number of Alternates

Up to half number of competitors

- Read the acknowledgement paragraphs and **CHECK THE BOX** in agreement.

Submit for State Qualifier

I hereby acknowledge that the AIA Spiritline State Qualifiers and the AIA Spiritline State Championship are governed by the Arizona Interscholastic Association Bylaws, National Federation Spirit Rules and the official AIA Spiritline Tournament Guide. I understand that these rules and regulations must be followed at the AIA Spiritline State Qualifiers and the AIA Spiritline State Championship.

I have reviewed and understand the National Federation safety guidelines as identified in the National Federation Spirit Rules Book. I will use my best efforts to ensure that I, my assistant coaches, and my squad will adhere to safety, conduct, and sportsmanship guidelines.

I acknowledge and understand that if after registering for the AIA Spiritline State Qualifier and/or qualifying for the AIA Spiritline State Championship, I withdraw or fail to report to the competition(s), under Article 11.2.9 of the AIA Bylaws, my school must submit a Violation Form to the AIA office.

I further acknowledge and understand that all decisions made by the panel of Judges at the AIA Spiritline State Qualifiers and the AIA Spiritline State Championship are final.

By submitting this form, I acknowledge the contents of this agreement and that my entire coaching staff is in compliance with the AIA Bylaws.

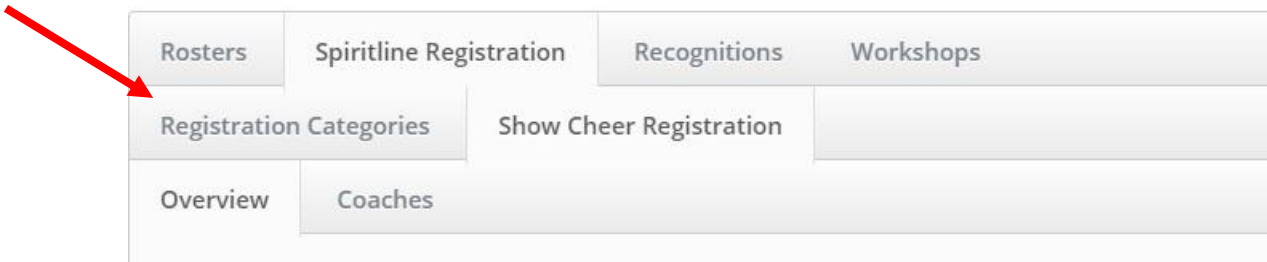
- Once all fields have been completed, click the blue **SUBMIT FOR CHAMPIONSHIP** button.
- After submitting your registration, you will see that your registration is still incomplete due to missing the team photo. Scroll down and click **CHOOSE FILE** to select the photo, then click **UPLOAD** to complete.

Team Photo Needs Attention

! Please upload a team photo

No file selected

12. After you submit, you will be taken to an overview page. If you need to register for a second category, click the blue **REGISTRATION CATEGORIES** tab and repeat steps 4-10.



If you are not able to log in or do not have an account, please have your Athletic Director do the following:

1. Login to your AIA School Login Page (<https://admin.aiaonline.org>)
2. Click on "School Contacts" button
3. Scroll Down to the Coaches section and click on "+ New Coach"
4. Fill in the requested information and click save.
 1. Two Options:
 1. AD can send an invite to the coach.
 - The coach will need check their email and click "Validate your Account" then follows steps to login.
 2. The coach will need to go to the Admin Login Page and do the following:
 - Enter email address into the Username box
 - Click Forgot Password to receive an email to create a new password.

For questions please contact Ashley Gronewold (agronewold@aiaonline.org)