

Glendale, AZ

**State Tournament 2007****Team Scores**

2-9/10-2007

---

1.	Camp Verde	273.00
2.	Benson	116.00
3.	Morenci	114.50
4.	Joseph City	96.00
4. (tie)	San Manuel	96.00
6.	Bourgade Catholic	92.50
7.	Phoenix Christian	86.00
8.	Mogollon	85.00
9.	Red Mesa	82.00
10.	St. Johns	76.00
10. (tie)	Bisbee	76.00
12.	Thatcher	74.00
13.	Antelope	69.50
14.	Willcox	66.50
15.	Yuma Catholic	54.50
16.	San Pasqual	54.00
17.	Valley Christian	36.00
18.	Hayden	35.00
19.	Many Farms	32.00
20.	Canyon State	26.50
21.	Baboquivari	26.00
22.	Valley Sanders	23.00
23.	Valley Union	19.50
24.	Maricopa	17.00
25.	San Carlos	15.00
26.	Pima High School	11.00
26. (tie)	Tombstone	11.00
28.	Salt River	9.00
29.	Ray	7.00
30.	Superior	4.00
31.	Rough Rock	1.00
32.	Shonto Prep	0.00
32. (tie)	Valley Luthern	0.00
32. (tie)	Phoenix Day	0.00
32. (tie)	St. Augustine	0.00
32. (tie)	Precision	0.00

**Tourney Contact**00000  
e-mail:**Publisher****Preferred Educational Software**

9585 Woodgate Lane

Byron IL 61010

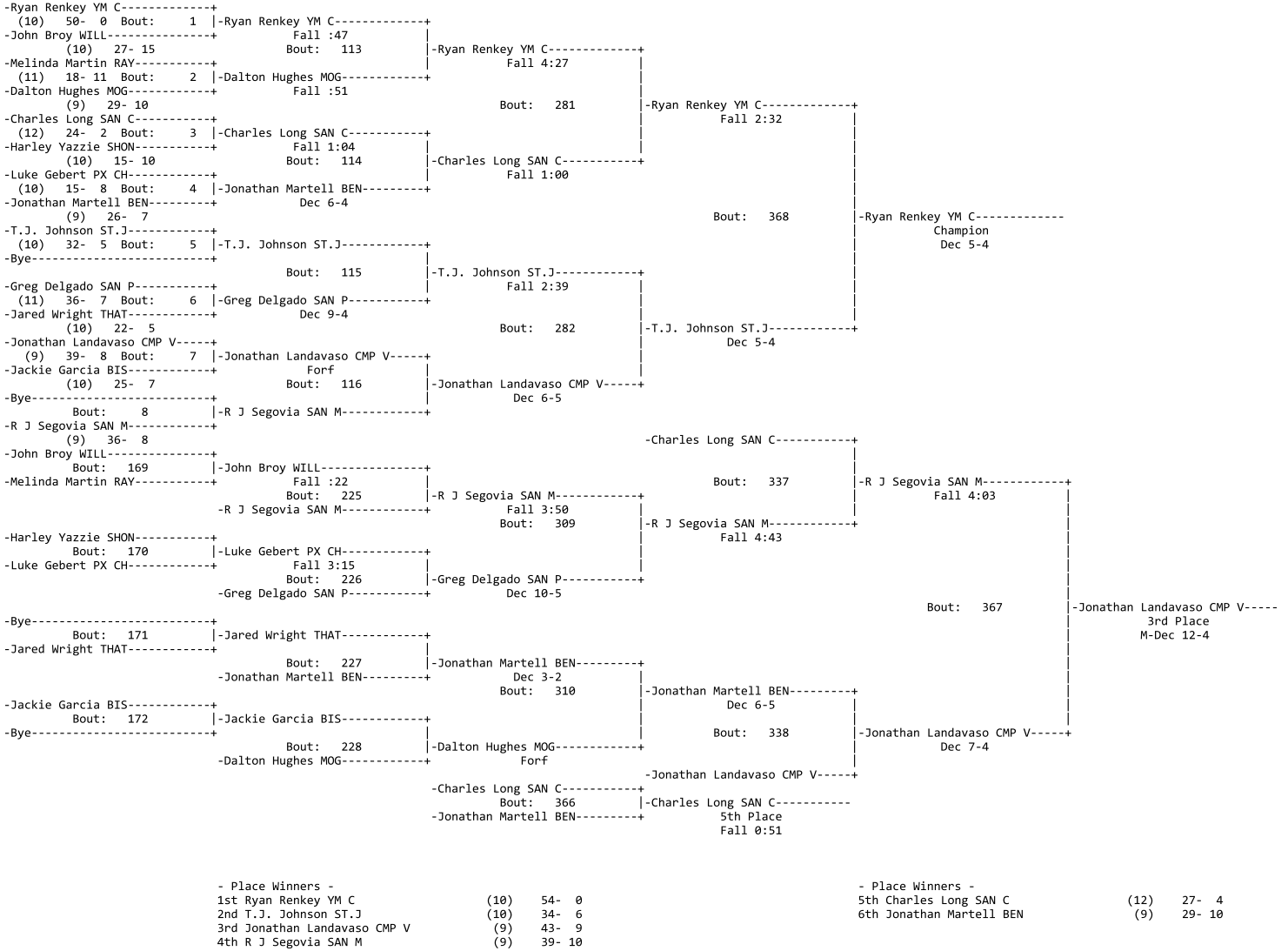
Phone: (888) 959-2016

e-mail: [cotterk@pes-sports.com](mailto:cotterk@pes-sports.com)

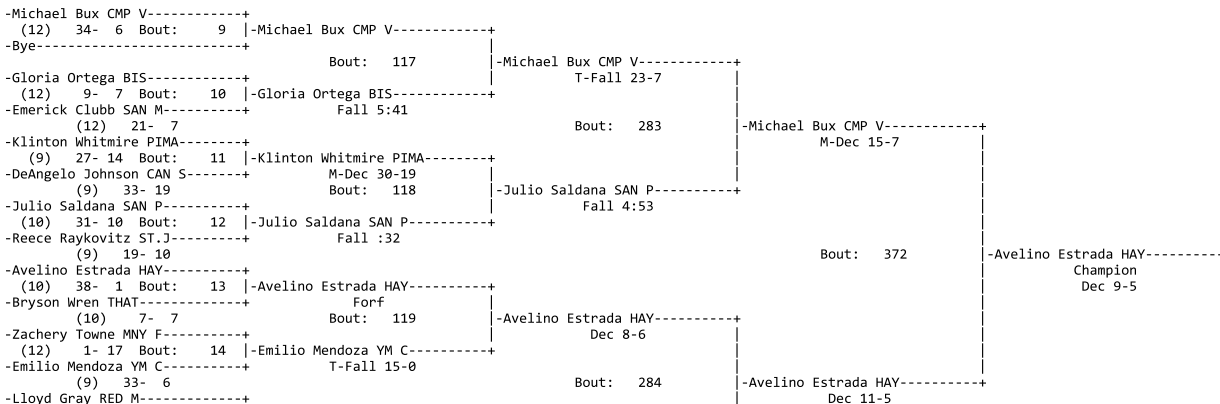
© 2001 - All rights reserved

# State Tournament 2007 Glendale, AZ 2-9/10-2007

## Weight: 103

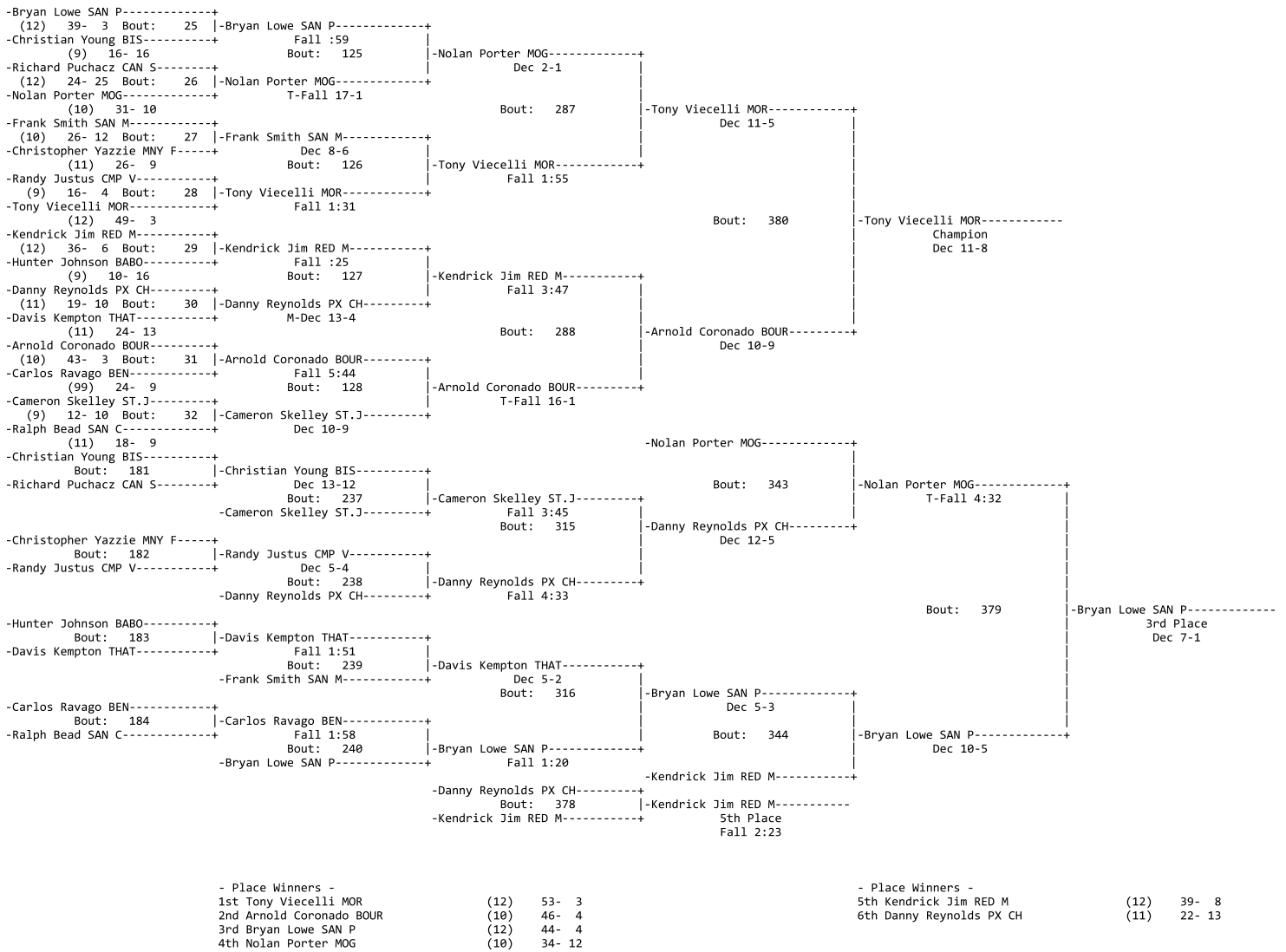


## Weight: 112

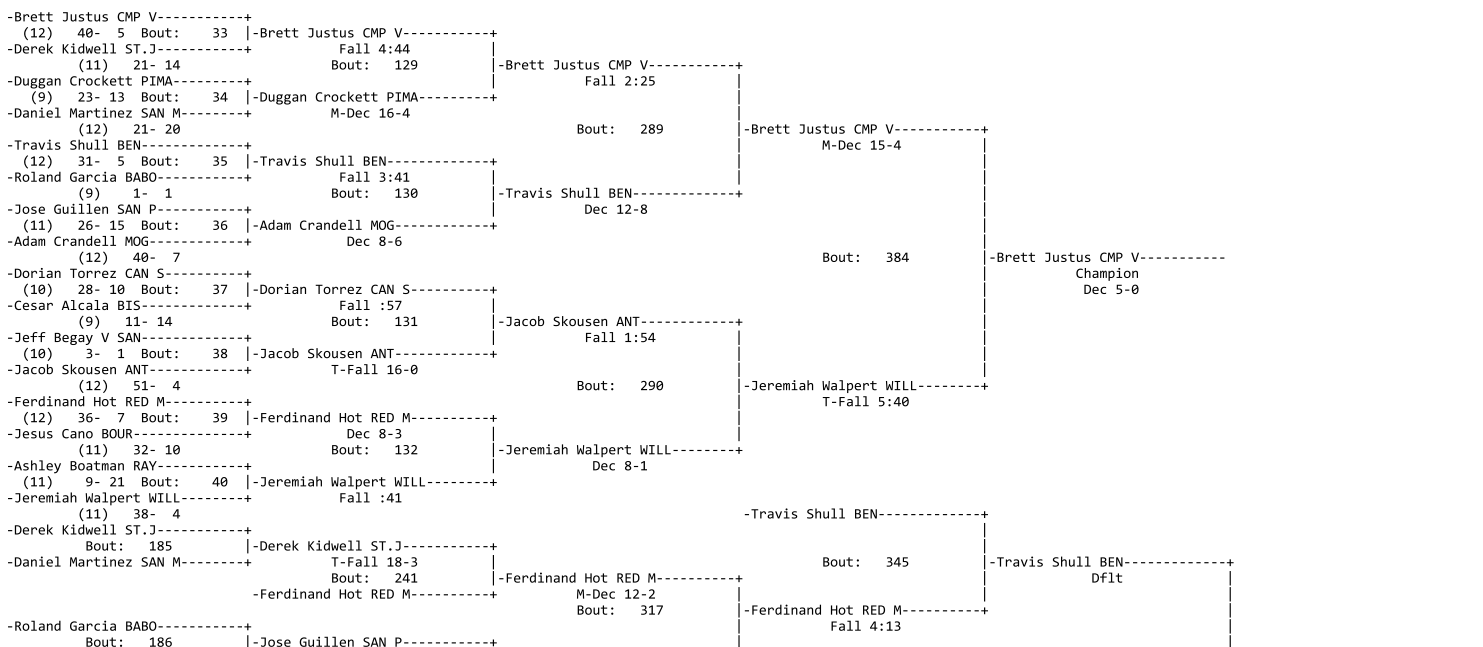




Weight: 125



Weight: 130



-Jose Guillen SAN P-----+	M-Dec 14-4 Bout: 242	-Dorian Torrez CAN S-----+	Fall 1:57				
-Cesar Alcala BIS-----+	Bout: 187	-Cesar Alcala BIS-----+	Dec 11-7 Bout: 243	-Adam Crandell MOG-----+	Dec 10-5 Bout: 318	-Adam Crandell MOG-----+	Fall 4:24
-Jeff Begay V SAN-----+		-Adam Crandell MOG-----+		-Adam Crandell MOG-----+		-Adam Crandell MOG-----+	Fall 0:30
-Jesus Cano BOUR-----+	Bout: 188	-Jesus Cano BOUR-----+	Fall 2:30 Bout: 244	-Jesus Cano BOUR-----+	Dec 13-6	-Adam Crandell MOG-----+	Fall 0:30
-Ashley Boatman RAY-----+		-Duggan Crockett PIMA-----+		-Ferdinand Hot RED M-----+	Bout: 382	-Jacob Skousen ANT-----+	
				-Jacob Skousen ANT-----+		-Jacob Skousen ANT-----+	5th Place Dflt

- Place Winners -		- Place Winners -	
1st Brett Justus CMP V	(12) 44- 5	5th Jacob Skousen ANT	(12) 54- 6
2nd Jeremiah Walpert WILL	(11) 41- 5	6th Ferdinand Hot RED M	(12) 39- 10
3rd Travis Shull BEN	(12) 35- 6		
4th Adam Crandell MOG	(12) 44- 9		

Weight: 135

-Josh Wolfe CMP V-----+	(12) 44- 3 Bout: 41	-Josh Wolfe CMP V-----+	Fall 1:10 Bout: 133	-Josh Wolfe CMP V-----+	Fall 5:34		
-Bryant Hendricks BABO-----+	(10) 17- 10	-A.J. Smith JC-----+	(10) 28- 6 Bout: 42	-A.J. Smith JC-----+	Dec 8-7		
-Casey Smith WILL-----+	(11) 29- 15	-Casey Smith WILL-----+		-Casey Smith WILL-----+			
-Troy Six ST.J-----+	(11) 15- 5 Bout: 43	-Demonic Gunsaulley BIS-----+	Dec 11-5 Bout: 134	-Demonic Gunsaulley BIS-----+	M-Dec 13-4		
-Domonic Gunsaulley BIS-----+	(11) 35- 4	-Donnie Holland CAN S-----+	T-Fall 19-4				
-Scott Gynn BOUR-----+	(11) 12- 9 Bout: 44	-Donnie Holland CAN S-----+					
-Donnie Holland CAN S-----+	(11) 41- 10	-Bryant Billy V SAN-----+	(11) 35- 8 Bout: 45	-Bryant Billy V SAN-----+	Fall :42 Bout: 135		
-Bryant Billy V SAN-----+		-James Adams MOR-----+	(12) 6- 8	-Bryant Billy V SAN-----+	Fall 1:56		
-James Adams MOR-----+		-Travis Pitrat V CHR-----+	(11) 15- 12 Bout: 46	-Cody Seymore MARI-----+	Dec 9-5		
-Travis Pitrat V CHR-----+		-Cody Seymore MARI-----+	(11) 21- 8				
-Cody Seymore MARI-----+		-Anthony Koury ANT-----+	(11) 19- 10 Bout: 47	-Anthony Koury ANT-----+	Forf Bout: 136		
-Anthony Koury ANT-----+		-Nic Lopez SAN M-----+	(9) 14- 23	-Phil Bullington BEN-----+	Fall 1:59		
-Nic Lopez SAN M-----+		-Chase Tenney MOG-----+	(9) 15- 8 Bout: 48	-Phil Bullington BEN-----+			
-Chase Tenney MOG-----+		-Phil Bullington BEN-----+	Fall :38				
-Phil Bullington BEN-----+	(11) 44- 5						
-Bryant Hendricks BABO-----+	Bout: 189	-Casey Smith WILL-----+	M-Dec 19-5 Bout: 245	-Anthony Koury ANT-----+	Fall 4:30 Bout: 319		
-Casey Smith WILL-----+		-Anthony Koury ANT-----+		-Anthony Koury ANT-----+	Dec 8-2		
-Troy Six ST.J-----+	Bout: 190	-Troy Six ST.J-----+	T-Fall 16-1 Bout: 246	-Troy Six ST.J-----+	Dec 8-5		
-Scott Gynn BOUR-----+		-Cody Seymore MARI-----+					
-James Adams MOR-----+	Bout: 191	-James Adams MOR-----+	M-Dec 14-2 Bout: 247	-Donnie Holland CAN S-----+	Dec 5-3 Bout: 320		
-Travis Pitrat V CHR-----+		-Donnie Holland CAN S-----+		-Donnie Holland CAN S-----+	Dec 10-8		
-Nic Lopez SAN M-----+	Bout: 192	-Chase Tenney MOG-----+	Forf Bout: 248	-A.J. Smith JC-----+	Fall 5:12		
-Chase Tenney MOG-----+		-A.J. Smith JC-----+		-Bryant Billy V SAN-----+			
				-Anthony Koury ANT-----+	Bout: 386		
				-Donnie Holland CAN S-----+			

- Place Winners -		- Place Winners -	
1st Josh Wolfe CMP V	(12) 48- 3	5th Anthony Koury ANT	(11) 23- 12
2nd Phil Bullington BEN	(11) 47- 6	6th Donnie Holland CAN S	(11) 44- 13
3rd Bryant Billy V SAN	(11) 39- 9		
4th Domonic Gunsaulley BIS	(11) 38- 6		

Weight: 140

-Jacob Cummins PX CH-----+	(12) 24- 8 Bout: 49	-Jacob Cummins PX CH-----+	Dflt Bout: 137	-Jacob Cummins PX CH-----+	Dec 8-5		
-Jeremy Heiss BIS-----+	(11) 11- 7	-Garrett Anderson ST.J-----+	Fall 1:51				
-Donald Finch CAN S-----+	(11) 29- 18 Bout: 50	-Garrett Anderson ST.J-----+					
-Garrett Anderson ST.J-----+	(9) 13- 2						
-Vincent Cruz HAY-----+	(11) 25- 6 Bout: 51	-Vincent Cruz HAY-----+		-Cory Graf BEN-----+	Dec 3-2		

-Jeremiah Muzzy MOG-----+ Fall 1:50  
 (10) 23- 16 Bout: 138 | -Cory Graf BEN-----+  
 -Phil Burnstein YM C-----+ Bout: 139  
 (11) 31- 16 Bout: 52 | -Cory Graf BEN-----+ Dec 3-1  
 -Cory Graf BEN-----+ Fall 5:42  
 (10) 44- 9 Bout: 392 | -Joe Clark SAN M-----+  
 -Cody Elmer JC-----+ M-Dec 4-3  
 (12) 32- 11 Bout: 53 | -Cody Elmer JC-----+  
 -Buster Dunn MARI-----+ M-Dec 12-0  
 (10) 15- 16 Bout: 139 | -Cody Elmer JC-----+  
 -Richard Cervante SAN P-----+ M-Dec 14-0  
 (12) 23- 15 Bout: 54 | -Robbie Walsh WILL-----+  
 -Robbie Walsh WILL-----+ Dec 6-1  
 (12) 26- 6 Bout: 294 | -Joe Clark SAN M-----+  
 -Randall Lester BOUR-----+ Dec 12-5  
 (10) 28- 10 Bout: 55 | -Randall Lester BOUR-----+  
 -Trent Christensen THAT-----+ Dec 14-7  
 (11) 19- 10 Bout: 140 | -Joe Clark SAN M-----+  
 -Tammy Murphy V SAN-----+ M-Dec 13-4  
 (10) 0- 2 Bout: 56 | -Joe Clark SAN M-----+  
 -Joe Clark SAN M-----+ Fall :59  
 (12) 44- 5 Bout: 399 | -Jacob Cummins PX CH-----+  
 -Jeremy Heiss BIS-----+ M-Dec 18-5  
 -Donald Finch CAN S-----+ Bout: 249 | -Randall Lester BOUR-----+  
 -Randall Lester BOUR-----+ Dec 6-2  
 Bout: 321 | -Randall Lester BOUR-----+  
 -Jeremiah Muzzy MOG-----+ Fall 3:48  
 -Phil Burnstein YM C-----+ Fall 1:04  
 Bout: 250 | -Jeremiah Muzzy MOG-----+  
 -Robbie Walsh WILL-----+ Fall 2:41  
 Bout: 391 | -Cody Elmer JC-----+  
 -Buster Dunn MARI-----+ Dec 4-0  
 -Richard Cervante SAN P-----+ Dec 8-2  
 Bout: 251 | -Richard Cervante SAN P-----+  
 -Vincent Cruz HAY-----+ Dec 9-4  
 Bout: 322 | -Vincent Cruz HAY-----+  
 -Trent Christensen THAT-----+ Dec 7-5  
 Bout: 196 | -Trent Christensen THAT-----+  
 -Tammy Murphy V SAN-----+ Fall :45  
 Bout: 252 | -Trent Christensen THAT-----+  
 -Garrett Anderson ST.J-----+ Dec 8-3  
 Bout: 390 | -Cody Elmer JC-----+  
 -Jacob Cummins PX CH-----+ Dec 3-2  
 -Vincent Cruz HAY-----+ 5th Place  
 Dec 7-5

- Place Winners -		- Place Winners -	
1st Joe Clark SAN M	(12) 48- 5	5th Jacob Cummins PX CH	(12) 27- 10
2nd Cory Graf BEN	(10) 47- 10	6th Vincent Cruz HAY	(11) 28- 9
3rd Cody Elmer JC	(12) 36- 12		
4th Randall Lester BOUR	(10) 32- 12		

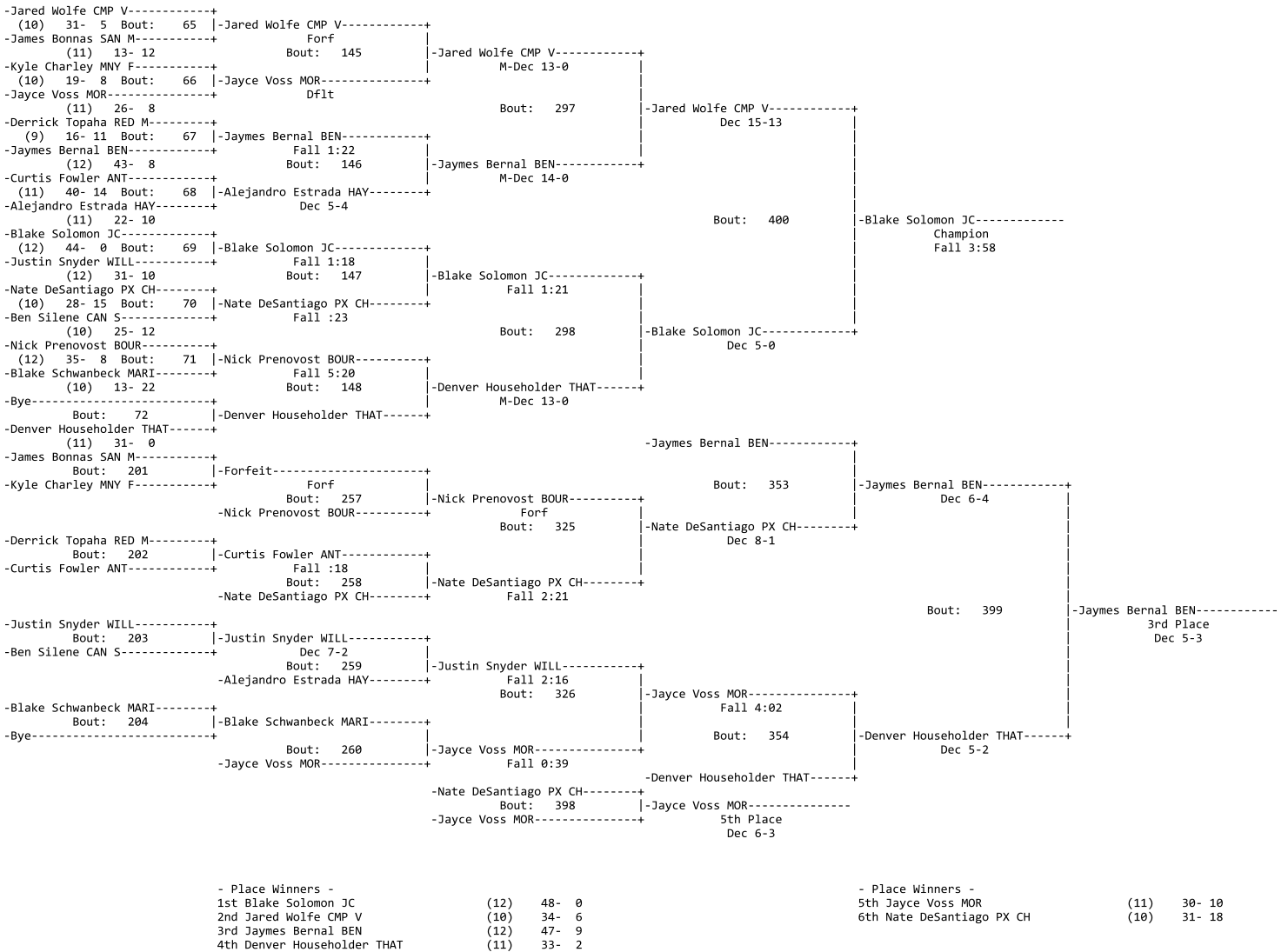
Weight: 145

-Joseph Wolfe CMP V-----+ Fall 2:27  
 (10) 26- 7 Bout: 57 | -Chris Dowdy MOG-----+  
 -Chris Dowdy MOG-----+ Bout: 141  
 (11) 0- 0 | -Joseph Wolfe CMP V-----+  
 -Dave Nuzzo WILL-----+ T-Fall 18-3  
 (12) 27- 9 Bout: 58 | -Dave Nuzzo WILL-----+  
 -Hector Aparicio SUP-----+ Dec 10-9  
 (12) 43- 13 Bout: 295 | -Joseph Wolfe CMP V-----+  
 -John Taylor BIS-----+ M-Dec 16-7  
 (12) 28- 4 Bout: 59 | -John Taylor BIS-----+  
 -Hunter Fields MARI-----+ Fall 2:44  
 (9) 16- 18 Bout: 142 | -John Taylor BIS-----+  
 -Nicholas McDade SAN P-----+ Dec 4-2  
 (11) 30- 12 Bout: 60 | -Drew Herrick ST.J-----+  
 -Drew Herrick ST.J-----+ M-Dec 12-0  
 (10) 28- 5 Bout: 396 | -Joseph Wolfe CMP V-----+  
 -Fernando Chavarria SAN M-----+  
 (12) 15- 2 Bout: 61 | -Fernando Chavarria SAN M-----+  
 -Mark Mabry BEN-----+ T-Fall 16-0  
 (9) 10- 3 Bout: 143 | -Erik Torres BOUR-----+  
 -Bryant Begay RED M-----+ Fall 1:30  
 (12) 19- 14 Bout: 62 | -Erik Torres BOUR-----+  
 -Erik Torres BOUR-----+ Fall 1:29  
 (12) 23- 11 Bout: 296 | -Armand Morales MOR-----+  
 -Jared Gardner JC-----+ T-Fall 3:18  
 (10) 16- 16 Bout: 63 | -Alyosha Sandigo YM C-----+  
 -Alyosha Sandigo YM C-----+ T-Fall 21-6  
 (10) 44- 8 Bout: 144 | -Armand Morales MOR-----+  
 -Kevin Goode SAN C-----+ Fall 4:41  
 (11) 13- 15 Bout: 64 | -Armand Morales MOR-----+  
 -Armand Morales MOR-----+ Fall :47  
 (11) 39- 3 Bout: 351 | -John Taylor BIS-----+  
 -Chris Dowdy MOG-----+  
 -Hector Aparicio SUP-----+ Fall 3:29  
 Bout: 253 | -Alyosha Sandigo YM C-----+  
 -Alyosha Sandigo YM C-----+ Dec 9-6  
 Bout: 323 | -Alyosha Sandigo YM C-----+  
 -Hunter Fields MARI-----+ Dec 5-3  
 -Nicholas McDade SAN P-----+ Dec 11-5  
 -Nicholas McDade SAN P-----+ Bout: 254  
 -Fernando Chavarria SAN M-----+  
 -Fernando Chavarria SAN M-----+ Fall 1:32  
 Bout: 395 | -Drew Herrick ST.J-----+  
 -Mark Mabry BEN-----+  
 (12) 19- 14 Bout: 199 | -Mark Mabry BEN-----+  
 -Bryant Begay RED M-----+ Fall 3:38  
 Bout: 255 | -Drew Herrick ST.J-----+  
 -Drew Herrick ST.J-----+ Fall 0:38  
 Bout: 324 | -Drew Herrick ST.J-----+  
 -Jared Gardner JC-----+ Fall 4:13  
 Bout: 200 | -Jared Gardner JC-----+  
 -Kevin Goode SAN C-----+ Fall 2:52  
 Bout: 256 | -Dave Nuzzo WILL-----+  
 -Dave Nuzzo WILL-----+ M-Dec 15-4  
 -Erik Torres BOUR-----+

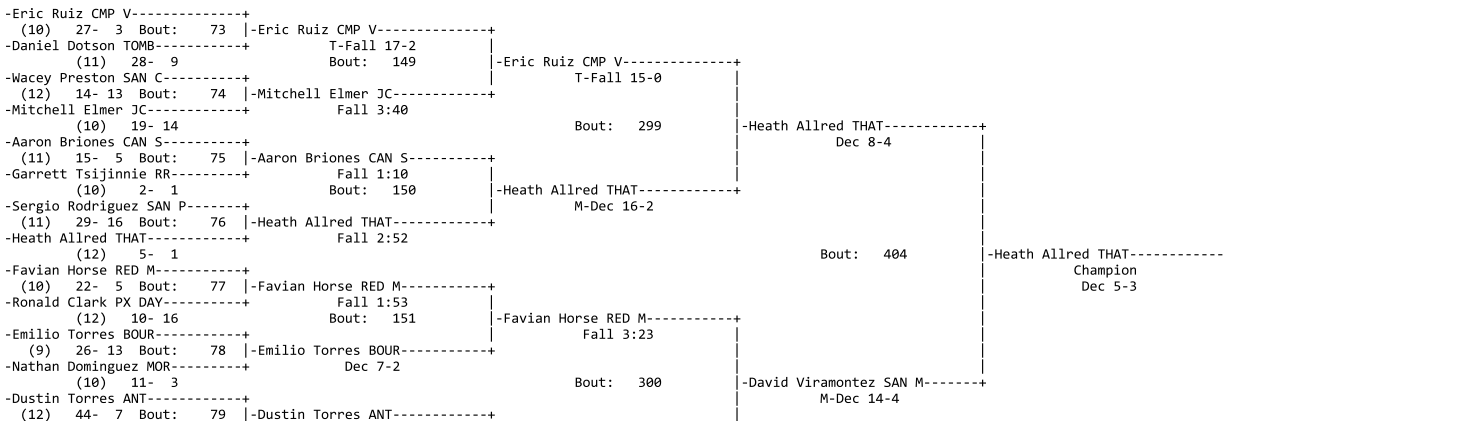
-Alyosha Sandigo YM C-----+  
 Bout: 394 | -Erik Torres BOUR-----+  
 -Erik Torres BOUR-----+ 5th Place  
 Dec 8-4

- Place Winners -				- Place Winners -		
1st Joseph Wolfe CMP V	(10)	30-	7	5th Erik Torres BOUR	(12)	26- 13
2nd Armand Morales MOR	(11)	42-	4	6th Alyosha Sandigo YM C	(10)	47- 11
3rd Drew Herrick ST.J	(10)	33-	6			
4th John Taylor BIS	(12)	31-	6			

Weight: 152



Weight: 160



Brackets

-Sam Foster BEN-----+ M-Dec 14-2 | David Viramontez SAN M-----+  
 (12) 24- 9 Bout: 152 Dec 4-0  
 -J.R. Maner MOG-----+ | David Viramontez SAN M-----+  
 (10) 17- 17 Bout: 80 Fall 3:25  
 -David Viramontez SAN M-----+  
 (12) 50- 2  
 -Daniel Dotson TOMB-----+ | Daniel Dotson TOMB-----+  
 Bout: 205 Dec 7-5 | Eric Ruiz CMP V-----+  
 -Wacey Preston SAN C-----+ | Dustin Torres ANT-----+ Bout: 355 | Eric Ruiz CMP V-----+  
 -Garrett Tsijinnie RR-----+ | Garrett Tsijinnie RR-----+ | Emilio Torres BOUR-----+  
 Bout: 206 Dec 9-8 | Emilio Torres BOUR-----+ | Bout: 403 |  
 -Sergio Rodriguez SAN P-----+ | Emilio Torres BOUR-----+ | 3rd Place  
 | Fall 2:41 | Dflt  
 -Ronald Clark PX DAY-----+ | Nathan Dominguez MOR-----+ |  
 Bout: 207 M-Dec 13-0 | Nathan Dominguez MOR-----+ |  
 -Nathan Dominguez MOR-----+ | Aaron Briones CAN S-----+ | Bout: 328 |  
 | Dec 7-0 |  
 -Sam Foster BEN-----+ | Sam Foster BEN-----+ | Mitchell Elmer JC-----+  
 Bout: 208 Dec 9-4 | Mitchell Elmer JC-----+ | Bout: 356 |  
 -J.R. Maner MOG-----+ | Mitchell Elmer JC-----+ | 5th Place  
 | Fall 4:11 | M-Dec 12-0  
 | Emilio Torres BOUR-----+ |  
 | Bout: 402 |  
 -Mitchell Elmer JC-----+ |  
 | Fall 4:57 |  
 | Bout: 356 |  
 -Favian Horse RED M-----+ |  
 | Fall 3:13 |  
 | Mitchell Elmer JC-----+ |  
 | 5th Place  
 | M-Dec 12-0 |

<p>- Place Winners -                  1st Heath Allred THAT (12) 9- 1                  2nd David Viramontez SAN M (12) 53- 3                  3rd Favian Horse RED M (10) 26- 6                  4th Eric Ruiz CMP V (10) 30- 5</p>	<p>- Place Winners -                  5th Mitchell Elmer JC (10) 23- 16                  6th Emilio Torres BOUR (9) 29- 16</p>	
---	--	--

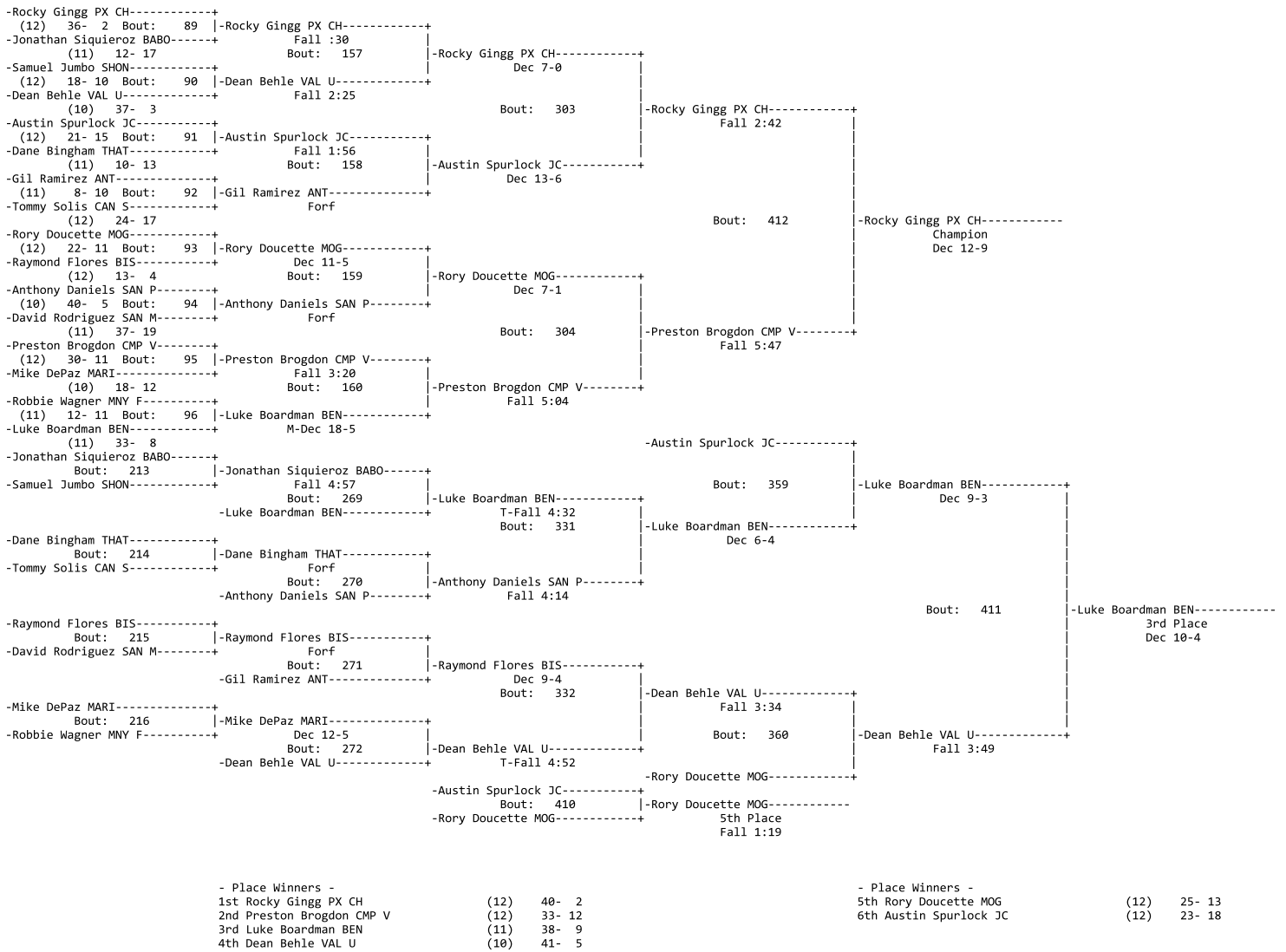
Weight: 171

-Damien Baca CMP V-----+ | Damien Baca CMP V-----+  
 (11) 42- 2 Bout: 81 Fall 1:06  
 -Henderson Stoney RED M-----+ |  
 (11) 16- 14 Bout: 153  
 -Robert Franco MOR-----+ | Damien Baca CMP V-----+  
 (9) 21- 16 Bout: 82 | Shawn Storey SAN M-----+ Fall 1:18  
 -Shawn Storey SAN M-----+ | | Bout: 301 |  
 (12) 36- 17 | | |  
 -Irving Quezada WILL-----+ | Irving Quezada WILL-----+ |  
 (11) 31- 3 Bout: 83 | Fall :21 |  
 -Xavier Hefty MARI-----+ | | Bout: 154 |  
 (11) 2- 1 | | |  
 -Jacob Schurz SLT R-----+ | Shad Bride ST.J-----+  
 (12) 26- 22 Bout: 84 | | Dec 8-5 |  
 -Shad Bride ST.J-----+ | | |  
 (10) 38- 3 | | Bout: 408 |  
 -Manny Rivera HAY-----+ | |  
 (12) 17- 4 Bout: 85 | Jon Cruz TOMB-----+ |  
 -Jon Cruz TOMB-----+ | Forf | Damien Baca CMP V-----+  
 (12) 14- 11 | Bout: 155 | Champion  
 | | | Fall 1:17  
 -Josh Davis MOG-----+ | |  
 (11) 21- 9 Bout: 86 | Luke Peach V CHR-----+ |  
 -Luke Peach V CHR-----+ | | Fall 0:46 |  
 (12) 23- 5 | | Bout: 302 |  
 -Ryan Bray JC-----+ | |  
 (10) 17- 14 Bout: 87 | Ryan Bray JC-----+ |  
 -Pedro Martinez SAN P-----+ | | Fall 1:31 |  
 (9) 32- 9 | | Bout: 156 |  
 -Ike Lopez SUP-----+ | |  
 (11) 5- 8 Bout: 88 | Josh Mata THAT-----+ |  
 -Josh Mata THAT-----+ | | Fall 5:17 |  
 (10) 25- 3 | | |  
 -Henderson Stoney RED M-----+ | |  
 Bout: 209 | Henderson Stoney RED M-----+ |  
 -Robert Franco MOR-----+ | Dflt | |  
 | Bout: 265 |  
 | Ryan Bray JC-----+ |  
 | T-Fall 3:20 |  
 | Bout: 329 |  
 -Xavier Hefty MARI-----+ | |  
 Bout: 210 | Jacob Schurz SLT R-----+ |  
 -Jacob Schurz SLT R-----+ | | Fall 3:48 |  
 | | Bout: 266 |  
 | Jon Cruz TOMB-----+ |  
 | Fall 4:49 |  
 -Manny Rivera HAY-----+ | |  
 Bout: 211 | Josh Davis MOG-----+ |  
 -Josh Davis MOG-----+ | Forf |  
 | Bout: 267 |  
 | Irving Quezada WILL-----+ |  
 | Fall 3:58 |  
 | Bout: 330 |  
 -Pedro Martinez SAN P-----+ | |  
 Bout: 212 | Pedro Martinez SAN P-----+ |  
 -Ike Lopez SUP-----+ | | Fall 3:18 |  
 | | Bout: 268 |  
 | Shawn Storey SAN M-----+ |  
 | Fall 1:08 |  
 | Ryan Bray JC-----+ |  
 | Bout: 406 |  
 | Josh Mata THAT-----+ |  
 | 5th Place  
 | Fall 4:53 |

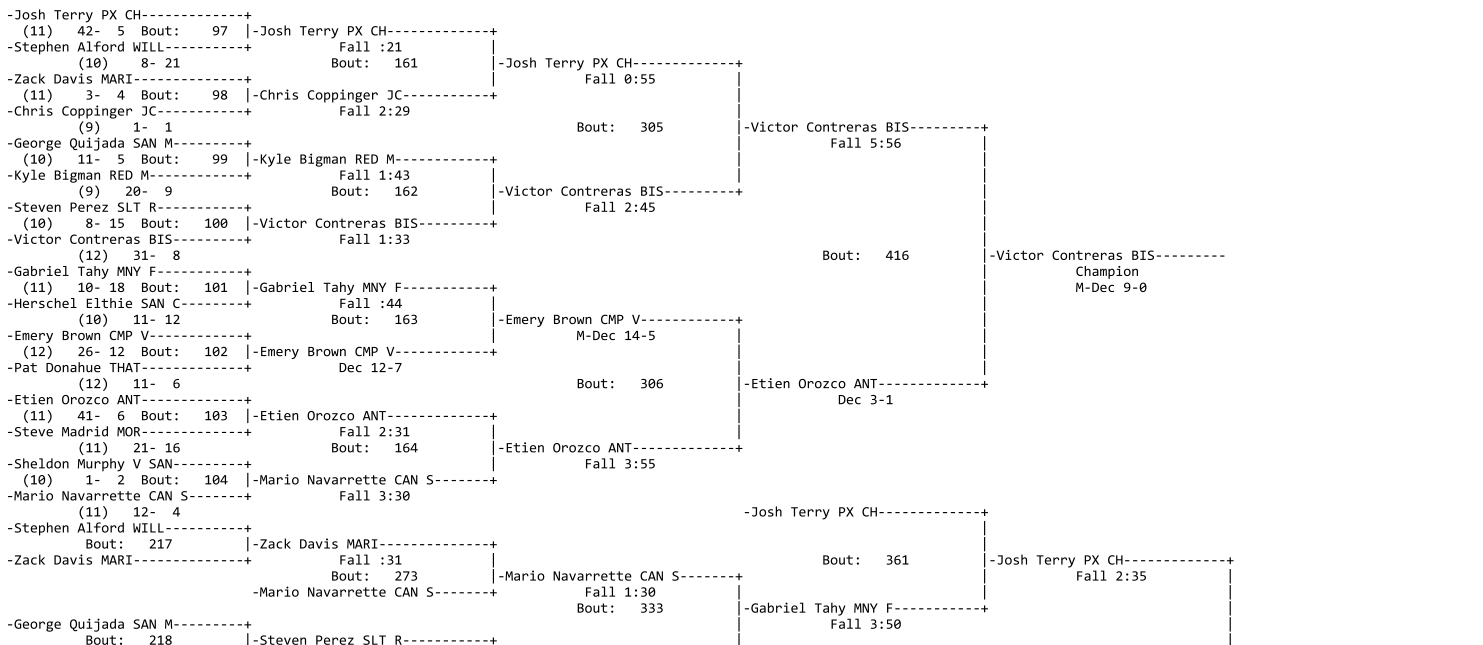
<p>- Place Winners -                  1st Damien Baca CMP V (11) 46- 2                  2nd Luke Peach V CHR (12) 26- 6                  3rd Shad Bride ST.J (10) 42- 4                  4th Irving Quezada WILL (11) 35- 5</p>	<p>- Place Winners -                  5th Josh Mata THAT (10) 28- 5                  6th Ryan Bray JC (10) 20- 17</p>	
---	---	--




Weight: 189

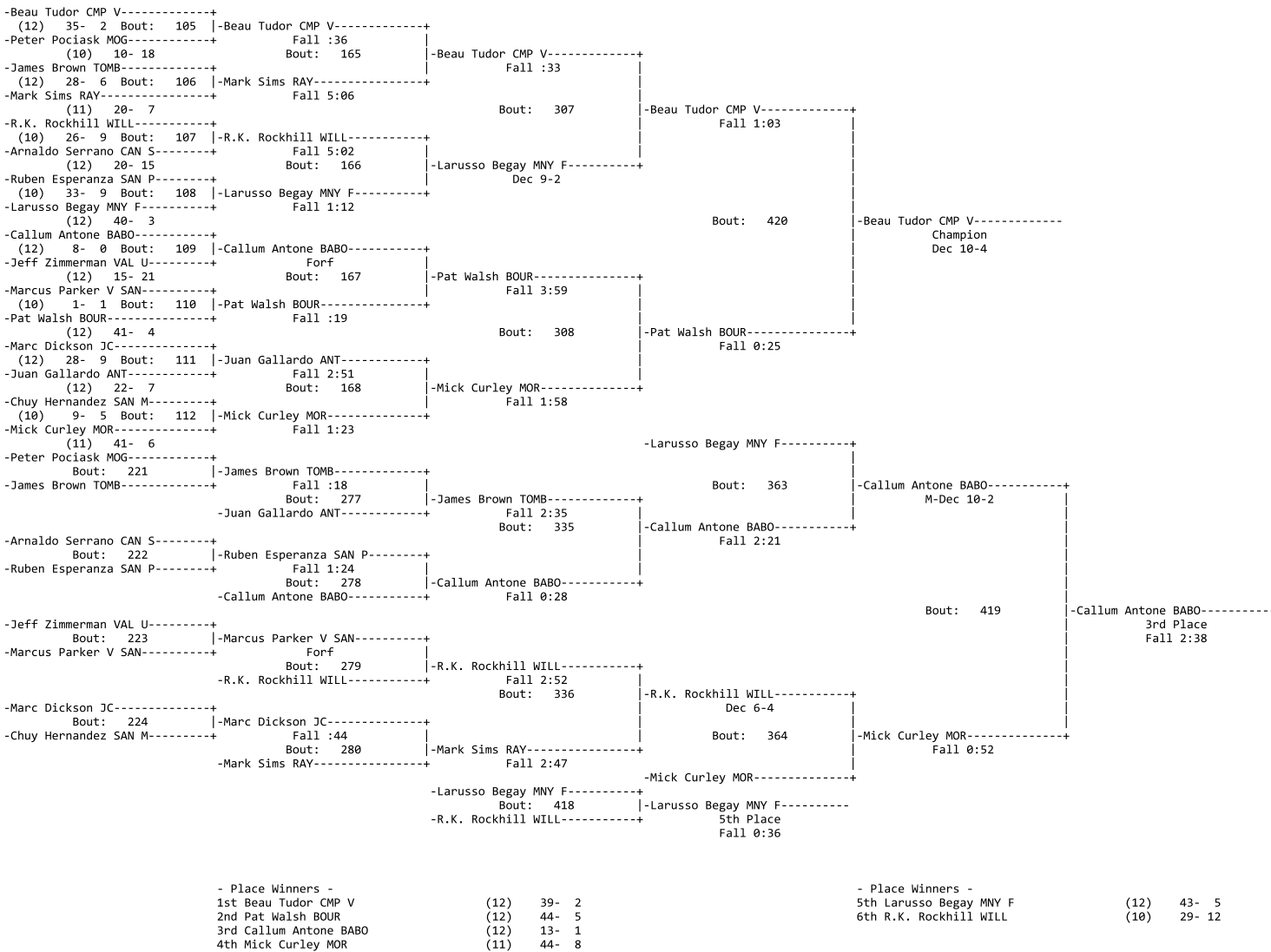


Weight: 215





Weight: 275



Preferred Educational Software  
9585 Woodgate Lane  
Byron IL 61010  
Phone: (888) 959-2016  
e-mail: [cotterk@pes-sports.com](mailto:cotterk@pes-sports.com)

(c) 2001 - All rights reserved

Glendale

**2006-07 Arizona 3A State Meet****Team Scores**

February 9-10, 2007

---

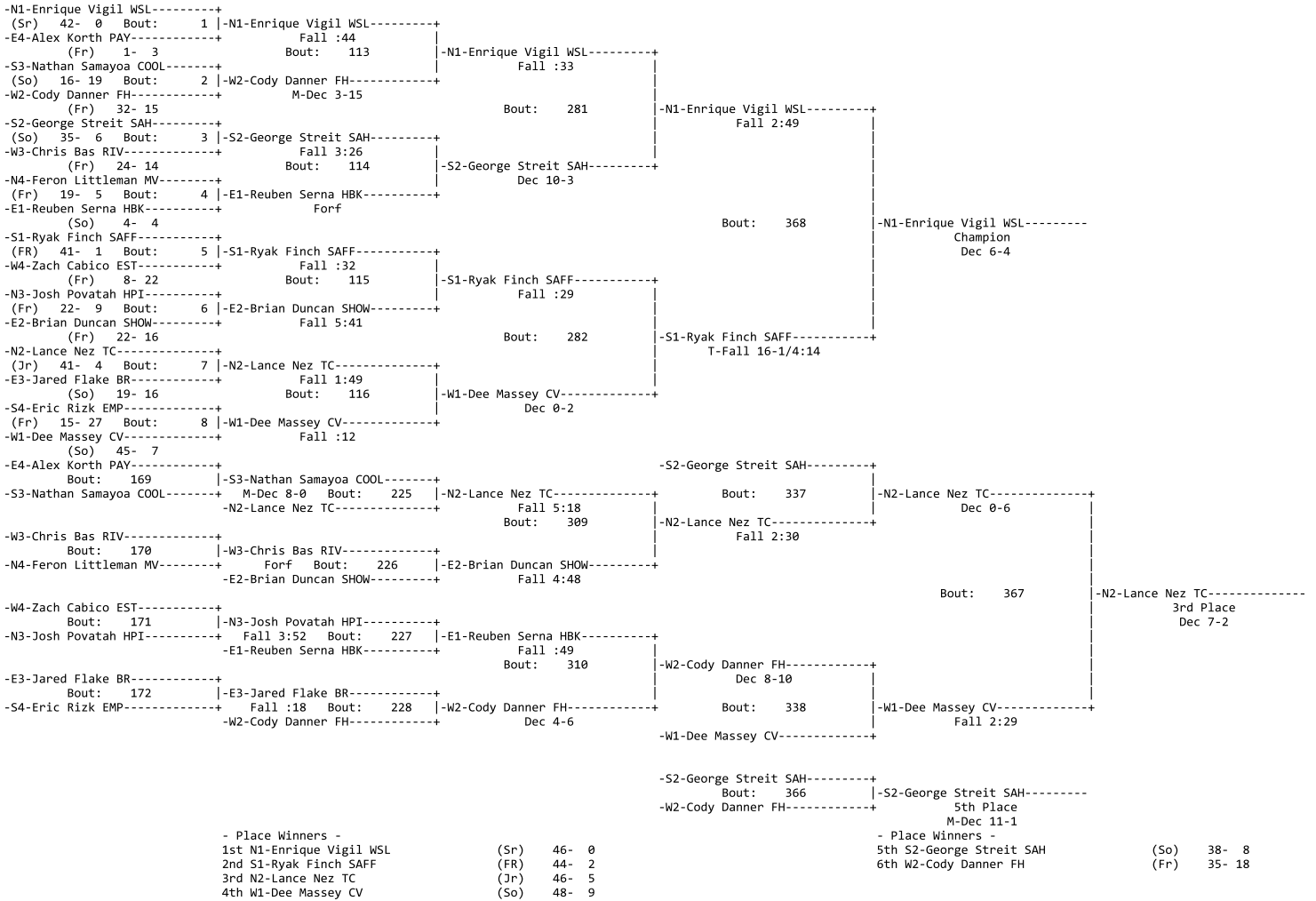
1.	Safford	241.50
2.	Sahuarita	154.50
3.	Payson	145.50
4.	Winslow	145.00
5.	Holbrook	121.00
6.	Blue Ridge	120.50
6. (tie)	Coolidge	120.50
8.	Show Low	112.00
9.	Fountain Hills	93.50
10.	Parker	62.00
11.	Tuba City	50.00
12.	Round Valley	47.00
13.	Snowflake	41.00
14.	Chino Valley	37.00
15.	Chinle	36.50
16.	Monument Valley	33.00
17.	Santa Cruz	27.50
18.	Greyhills	25.00
19.	Window Rock	24.00
20.	Ganado	20.00
21.	Florence	15.00
22.	Seton Catholic	14.00
23.	Estrella Foothills	11.00
24.	Alchesay	10.00
25.	Empire	7.00
26.	River Valley	6.00
27.	Globe	3.00
27. (tie)	Hopi	3.00
27. (tie)	Wickenburg	3.00
30.	Sedona	0.00

***Tourney Contact****Greg Wayne**Monument Valley High School**PO Box 337**Kayenta AZ 86033**e-mail: [gwayne@kayenta.k12.az.us](mailto:gwayne@kayenta.k12.az.us)****Publisher******Preferred Educational Software****221 Rivers Edge Drive**Cherry Valley IL 61010**Phone: (888) 959-2016**e-mail: [cotterk@pes-sports.com](mailto:cotterk@pes-sports.com)*

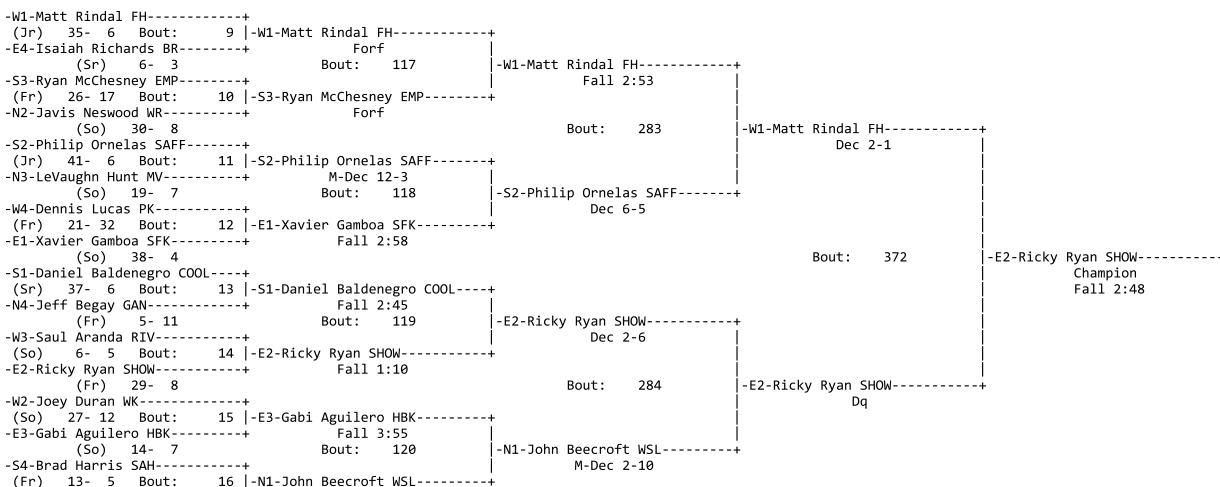
© 2005 - All rights reserved

# 2006-07 Arizona 3A State Meet Glendale February 9-10, 2007

## Weight: 103



## Weight: 112



-N1-John Beecroft WSL-----+ Fall 1:59  
(Jr) 40- 3  
-E4-Isaiah Richards BR-----+ Bout: 173 | -Forfeit-----+  
-N2-Javis Neswood WR-----+ | Forf Bout: 229 | -E3-Gabi Aguilero HBK-----+  
| -E3-Gabi Aguilero HBK-----+ Bout: 311  
-N3-LeVaughn Hunt MV-----+ | -N3-LeVaughn Hunt MV-----+  
Bout: 174 | Fall 3:09 Bout: 230 | -S1-Daniel Baldenegro COOL-----+  
-W4-Dennis Lucas PK-----+ | -S1-Daniel Baldenegro COOL-----+  
| -S1-Daniel Baldenegro COOL-----+ Bout: 371  
-N4-Jeff Begay GAN-----+ | -N4-Jeff Begay GAN-----+ | -E1-Xavier Gamboa SFK-----+  
Bout: 175 | Fall 2:37 Bout: 231 | M-Dec 9-22 | -E1-Xavier Gamboa SFK-----+  
-W3-Saul Aranda RIV-----+ | -E1-Xavier Gamboa SFK-----+ Bout: 312 | M-Dec 24-13  
| -E1-Xavier Gamboa SFK-----+ Bout: 340 | -E1-Xavier Gamboa SFK-----+  
-W2-Joey Duran WK-----+ | -S4-Brad Harris SAH-----+ | -S4-Brad Harris SAH-----+  
Bout: 176 | Dec 4-7 Bout: 232 | M-Dec 14-4  
-S4-Brad Harris SAH-----+ | -S3-Ryan McChesney EMP-----+ |  
| -S3-Ryan McChesney EMP-----+ |  
- Place Winners -  
1st E2-Ricky Ryan SHOW (Fr) 33- 8  
2nd W1-Matt Rindal FH (Jr) 38- 7  
3rd E1-Xavier Gamboa SFK (So) 43- 5  
4th S2-Philip Ornelas SAFF (Jr) 44- 8

Weight: 119

-S1-Aaron Garcia COOL-----+  
(Jr) 65- 0 Bout: 17 | -S1-Aaron Garcia COOL-----+  
-Bye-----+ Bout: 121  
-W3-Chris Bolstad FH-----+ | -S1-Aaron Garcia COOL-----+  
(So) 18- 23 Bout: 18 | M-Dec 13-0 | Fall 3:33  
-N2-Lennie Sandoval GAN-----+ | Bout: 285  
(So) 12- 11 | -S1-Aaron Garcia COOL-----+  
-W2-Nate Piekutowski EST-----+ | T-Fall 20-3/6:00  
(So) 20- 18 Bout: 19 | M-Dec 14-2  
-N3-Rolanieal Sloan TC-----+ | Bout: 122  
(So) 32- 10 | -E1-Ben Sandoval PAY-----+  
-S4-Clay Buller EMP-----+ | M-Dec 3-16  
(Fr) 21- 26 Bout: 20 | Fall :46  
-E1-Ben Sandoval PAY-----+ | Bout: 376  
(So) 36- 11 | -S1-Aaron Garcia COOL-----+  
-W1-Anthony Coronel RIV-----+ | M-Dec 11-2  
(So) 31- 17 Bout: 21 | M-Dec 13-3  
-N4-Trevor Dayzie MV-----+ | Bout: 123  
(Fr) 5- 8 | -S3-Ramon Casillas SAH-----+  
-S3-Ramon Casillas SAH-----+ | T-Fall 0-16  
(Jr) 37- 6 Bout: 22 | -S3-Ramon Casillas SAH-----+  
-E2-Justin Stoddard BR-----+ | Fall | Bout: 286  
(So) 17- 20 | -S3-Ramon Casillas SAH-----+  
-S2-Anthony Vidales SAFF-----+ | Fall 4:00  
(Jr) 30- 6 Bout: 23 | M-Dec 12-3  
-E3-Jeff Udall ROU-----+ | Bout: 124  
(Jr) 32- 15 | -S2-Anthony Vidales SAFF-----+  
-Bye-----+ | Dec 7-3  
Bout: 24 | -N1-Eddie Montano WSL-----+  
-N1-Eddie Montano WSL-----+ |  
(So) 32- 8  
-Bye-----+  
Bout: 177 | -N2-Lennie Sandoval GAN-----+  
-N2-Lennie Sandoval GAN-----+ | Bout: 233 | -N1-Eddie Montano WSL-----+  
| -N1-Eddie Montano WSL-----+ M-Dec 2-11  
Bout: 313  
-N3-Rolanieal Sloan TC-----+ | -N1-Eddie Montano WSL-----+  
Bout: 178 | Fall 1:32 Bout: 234 | Fall 3:29  
-S4-Clay Buller EMP-----+ | -W1-Anthony Coronel RIV-----+  
| -W1-Anthony Coronel RIV-----+ Dec 7-8  
Bout: 375  
-N4-Trevor Dayzie MV-----+ | -E2-Justin Stoddard BR-----+ | -S2-Anthony Vidales SAFF-----+  
Bout: 179 | Fall 1:29 Bout: 235 | Dec 12-7 | 3rd Place  
-E2-Justin Stoddard BR-----+ | -W2-Nate Piekutowski EST-----+ | Dec 3-7  
| -W2-Nate Piekutowski EST-----+ Bout: 314  
-E3-Jeff Udall ROU-----+ | -E3-Jeff Udall ROU-----+  
Bout: 180 | Dec 0-2  
-Bye-----+ | Bout: 236 | -E3-Jeff Udall ROU-----+  
| -W3-Chris Bolstad FH-----+ | Fall :37 | Bout: 342  
| -S2-Anthony Vidales SAFF-----+  
| Dec 2-12  
- Place Winners -  
1st S1-Aaron Garcia COOL (Jr) 68- 0  
2nd S3-Ramon Casillas SAH (Jr) 40- 7  
3rd S2-Anthony Vidales SAFF (Jr) 34- 7  
4th N1-Eddie Montano WSL (So) 35- 10

Weight: 125

-E1-Richard Serna HBK-----+  
(Jr) 24- 5 Bout: 25 | -E1-Richard Serna HBK-----+  
-S4-Joey Smyers GLB-----+ | Fall 1:31  
(So) 17- 12 | Bout: 125  
-W3-Billy George CV-----+ | -E1-Richard Serna HBK-----+  
(Fr) 35- 19 Bout: 26 | M-Dec 12-0  
-N2-Keifer Gilbert WSL-----+ | -W3-Billy George CV-----+  
(So) 21- 10 | Dec 15-10 | Bout: 287  
-W2-Kyle Curtin FH-----+ | -S1-Eric Garcia COOL-----+  
(Sr) 44- 7 Bout: 27 | -W2-Kyle Curtin FH-----+ | Fall 5:29

-N3-Garrett Manygoats GRH-----+ Dec 5-3  
 (So) 27- 21 Bout: 126

-E4-Colton Richards BR-----+  
 (Fr) 7- 7 Bout: 28

-S1-Eric Garcia COOL-----+  
 (Sr) 64- 1 Bout: 380

-W1-Jerod Flores PK-----+  
 (So) 50- 3 Bout: 29

-N4-Dustin Speck MV-----+  
 (So) 16- 14 Bout: 127

-E3-Duskin Donaldson ROU-----+  
 (Fr) 23- 9 Bout: 30

-S2-Jimmy Guitierrez SAFF-----+  
 (Jr) 29- 7 Bout: 288

-E2-Curtis Ellsworth SHOW-----+  
 (Jr) 33- 10 Bout: 31

-S3-Nick Gonzalez SAH-----+  
 (Fr) 36- 9 Bout: 128

-W4-Joe Morgridge RIV-----+  
 (So) 16- 14 Bout: 32

-N1-Clyde Yellowhair CHL-----+  
 (Sr) 35- 5 Bout: 181

-S4-Joey Smyers GLB-----+  
 Bout: 181

-N2-Keifer Gilbert WSL-----+  
 Fall 2:23 Bout: 237

-E2-Curtis Ellsworth SHOW-----+  
 Fall :55 Bout: 315

-N3-Garrett Manygoats GRH-----+  
 Bout: 182

-E4-Colton Richards BR-----+  
 Dec 9-4 Bout: 238

-S2-Jimmy Guitierrez SAFF-----+  
 Dec 0-6 Bout: 343

-N4-Dustin Speck MV-----+  
 Bout: 183

-E3-Duskin Donaldson ROU-----+  
 Fall 3:22 Bout: 239

-W2-Kyle Curtin FH-----+  
 M-Dec 4-12 Bout: 316

-S3-Nick Gonzalez SAH-----+  
 M-Dec 4-15 Bout: 344

-W4-Joe Morgridge RIV-----+  
 T-Fall 17-2 Bout: 240

-S3-Nick Gonzalez SAH-----+  
 Fall 4:47 Bout: 378

-N1-Clyde Yellowhair CHL-----+  
 Fall 1:12 Bout: 379

-E1-Richard Serna HBK-----+  
 Bout: 378

-S3-Nick Gonzalez SAH-----+  
 Dec 2-0

- Place Winners -  
 1st S1-Eric Garcia COOL (Sr) 68- 1  
 2nd W1-Jerod Flores PK (So) 53- 4  
 3rd N1-Clyde Yellowhair CHL (Sr) 39- 6  
 4th E2-Curtis Ellsworth SHOW (Jr) 37- 12

-E1-Richard Serna HBK-----+  
 Bout: 378

-S3-Nick Gonzalez SAH-----+  
 Dec 2-0

- Place Winners -  
 5th E1-Richard Serna HBK (Jr) 27- 7  
 6th S3-Nick Gonzalez SAH (Fr) 39- 12

Weight: 130

-N1-Kirk Ramsey WSL-----+  
 (Jr) 35- 10 Bout: 33

-S4-Eric Dunton FLO-----+  
 M-Dec 9-1 Bout: 129

-W3-Ryan Vanderhoff CV-----+  
 (Sr) 17- 23 Bout: 34

-E2-Ryan Martinez BR-----+  
 T-Fall 1-16 Bout: 289

-W2-Jake Maya PK-----+  
 (Fr) 36- 18 Bout: 35

-E3-Bryce Bigham ROU-----+  
 M-Dec 14-5 Bout: 130

-N4-Wacey Begay GAN-----+  
 (Fr) 8- 17 Bout: 36

-S1-Nathaniel Abril SAFF-----+  
 (So) 32- 5 Bout: 384

-W1-Kyle Fiano FH-----+  
 (Sr) 20- 20 Bout: 37

-E4-Tyler Holyoak SHOW-----+  
 (So) 21- 25 Bout: 131

-N3-Darwin Tyler WR-----+  
 (So) 12- 19 Bout: 38

-S2-Robert Ortega SAH-----+  
 (Sr) 31- 9 Bout: 290

-N2-Vernon Benally CHL-----+  
 (Sr) 30- 12 Bout: 39

-S3-Jeremiah Moreno COOL-----+  
 (So) 29- 23 Bout: 132

-W4-Kirby Cory EST-----+  
 (So) 6- 24 Bout: 40

-E1-Markos Serna HBK-----+  
 (So) 28- 2 Bout: 345

-S4-Eric Dunton FLO-----+  
 Bout: 185

-W3-Ryan Vanderhoff CV-----+  
 Fall 3:31 Bout: 241

-N2-Vernon Benally CHL-----+  
 Dec 6-5 Bout: 317

-W2-Jake Maya PK-----+  
 Bout: 186

-N4-Wacey Begay GAN-----+  
 Fall :38 Bout: 242

-W1-Kyle Fiano FH-----+  
 Dec 8-11 Bout: 383

-E4-Tyler Holyoak SHOW-----+  
 Bout: 187

-N3-Darwin Tyler WR-----+  
 Dec 13-7 Bout: 243

-E3-Bryce Bigham ROU-----+  
 Fall 2:26 Bout: 318

-S3-Jeremiah Moreno COOL-----+  
 Bout: 188

-W4-Kirby Cory EST-----+  
 Fall 1:14 Bout: 244

-E2-Ryan Martinez BR-----+  
 Fall 4:55 Bout: 346

-S2-Robert Ortega SAH-----+  
 Dec 11-4

-S4-Eric Dunton FLO-----+  
 Bout: 382

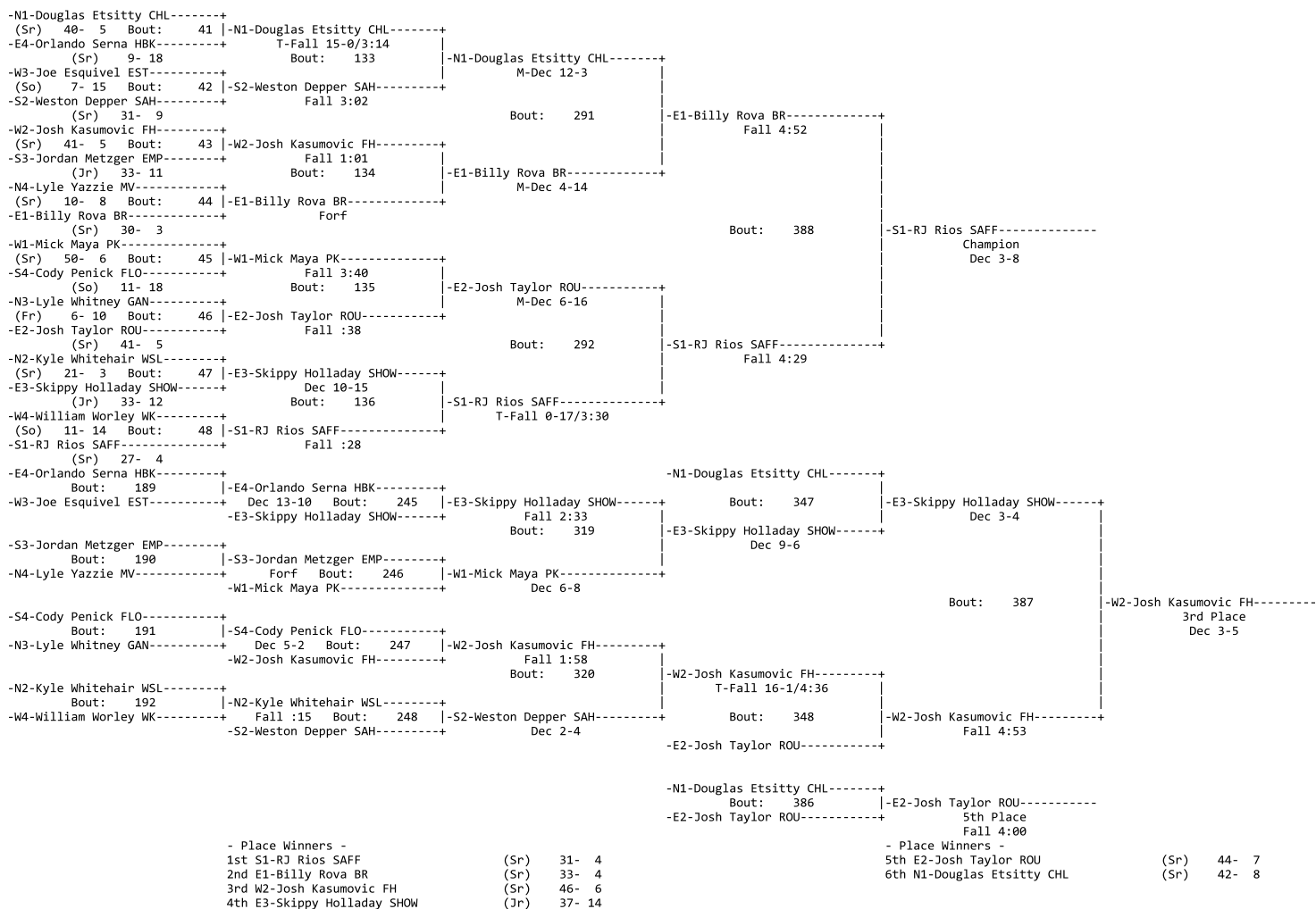
-S2-Robert Ortega SAH-----+  
 Dec 11-4

- Place Winners -  
 1st E1-Markos Serna HBK (So) 32- 2  
 2nd S1-Nathaniel Abril SAFF (So) 35- 6

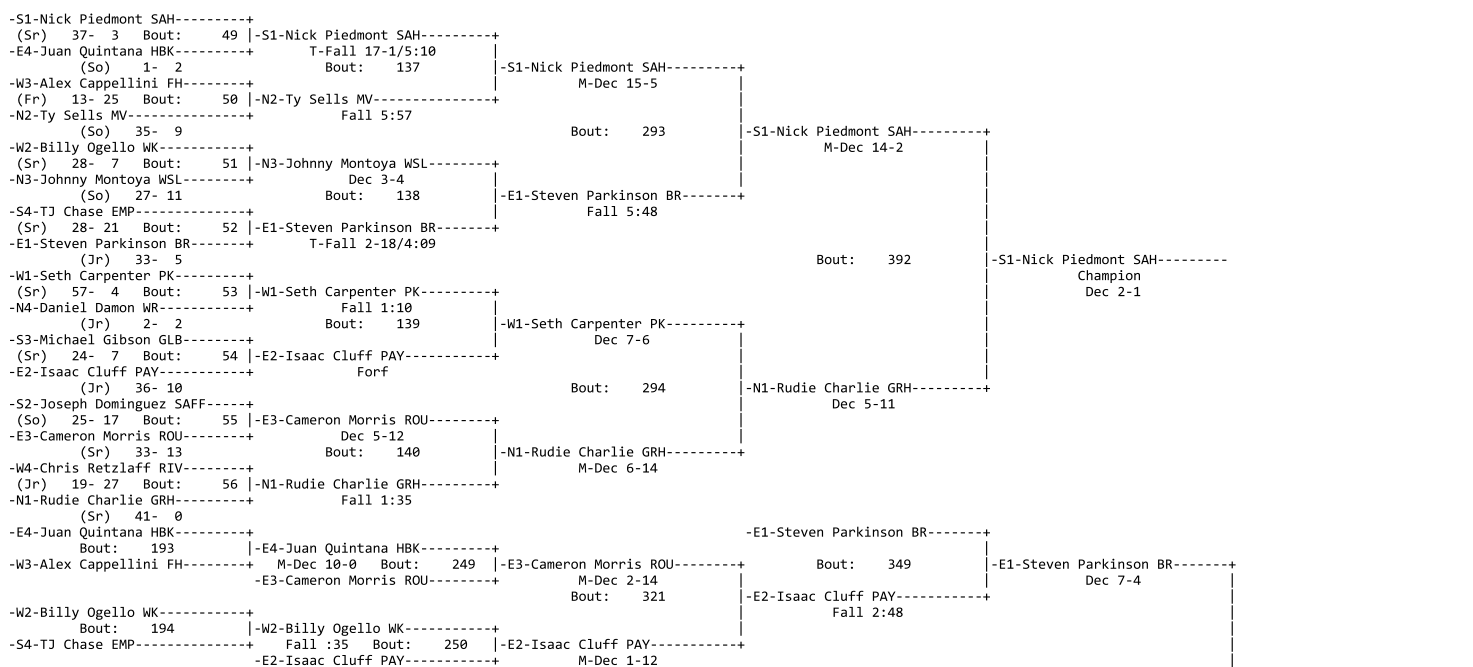
- Place Winners -  
 5th S2-Robert Ortega SAH (Sr) 34- 11  
 6th S4-Eric Dunton FLO (Jr) 36- 20

3rd E2-Ryan Martinez BR (Jr) 42- 6  
 4th N1-Kirk Ramsey WSL (Jr) 38- 12

Weight: 135



Weight: 140



-N4-Daniel Damon WR-----+ Bout: 195	-N4-Daniel Damon WR-----+ Forf Bout: 251	-N4-Daniel Damon WR-----+ Dec 7-5 Bout: 322	-N2-Ty Sells MV-----+ Fall 2:31	Bout: 391	-W1-Seth Carpenter PK-----+ 3rd Place Dec 0-3
-S3-Michael Gibson GLB-----+ -N3-Johnny Montoya WSL-----+					
-S2-Joseph Dominguez SAFF-----+ Bout: 196	-S2-Joseph Dominguez SAFF-----+ M-Dec 8-0 Bout: 252	-N2-Ty Sells MV-----+ Fall 4:01			-W1-Seth Carpenter PK-----+ Dec 2-6
-W4-Chris Retzlaff RIV-----+ -N2-Ty Sells MV-----+					
			-E2-Isaac Cluff PAY-----+ Bout: 390		-E2-Isaac Cluff PAY-----+ 5th Place Dec 12-6
			-N2-Ty Sells MV-----+		
- Place Winners -					- Place Winners -
1st S1-Nick Piedmont SAH (Sr) 41- 3					5th E2-Isaac Cluff PAY (Jr) 40- 12
2nd N1-Rudie Charlie GRH (Sr) 44- 1					6th N2-Ty Sells MV (So) 38- 12
3rd W1-Seth Carpenter PK (Sr) 61- 5					
4th E1-Steven Parkinson BR (Jr) 36- 7					

Weight: 145

-S1-Jayce Dezonias SAH-----+ (Sr) 42- 1 Bout: 57	-S1-Jayce Dezonias SAH-----+ Forf	-E2-Carlos Barela HBK-----+ Dec 9-11			
-N4-Charleston George GRH-----+ (Sr) 9- 4 Bout: 141					
-W3-Matt Mielke FH-----+ (Fr) 6- 7 Bout: 58	-E2-Carlos Barela HBK-----+ Forf				
-E2-Carlos Barela HBK-----+ (Jr) 22- 3 Bout: 295		-E2-Carlos Barela HBK-----+ Dec 6-2			
-W2-Nico Contreras EST-----+ (Jr) 30- 16 Bout: 59	-E3-Kyle Pratt SHOW-----+ M-Dec 5-13				
-E3-Kyle Pratt SHOW-----+ (Jr) 21- 13 Bout: 142		-N1-Alex Tsosie GAN-----+ Dec 1-3			
-S4-Richard Ross COOL-----+ (Sr) 18- 20 Bout: 60	-N1-Alex Tsosie GAN-----+ Forf				
-N1-Alex Tsosie GAN-----+ (Jr) 24- 6 Bout: 396					-E1-Porter Willbanks PAY-----+ Champion T-Fall 3-18/4:34
-W1-Troy Maya PK-----+ (Jr) 16- 8 Bout: 61	-E4-Frank Villa ALC-----+ Fall 4:33				
-E4-Frank Villa ALC-----+ (Jr) 31- 16 Bout: 143		-S3-Bryan Henager SAFF-----+ M-Dec 3-12			
-S3-Bryan Henager SAFF-----+ (Jr) 10- 1 Bout: 62	-S3-Bryan Henager SAFF-----+ Fall 5:28				
-N2-Jakob Hernandez WSL-----+ (Jr) 30- 7 Bout: 296					-E1-Porter Willbanks PAY-----+ Fall 1:51
-S2-Pat Sullivan STN-----+ (Sr) 25- 7 Bout: 63	-S2-Pat Sullivan STN-----+ Fall 3:48				
-N3-Craig White MV-----+ (Sr) 13- 8 Bout: 144		-E1-Porter Willbanks PAY-----+ Fall 1:32			
-W4-Louis Sandoval RIV-----+ (Sr) 11- 21 Bout: 64	-E1-Porter Willbanks PAY-----+ Fall :34				
-E1-Porter Willbanks PAY-----+ (Jr) 43- 4					
-N4-Charleston George GRH-----+ Bout: 197	-Forfeit Bout: 253	-S2-Pat Sullivan STN-----+ Forf			
-W3-Matt Mielke FH-----+ -S2-Pat Sullivan STN-----+					
-W2-Nico Contreras EST-----+ Bout: 198	-W2-Nico Contreras EST-----+ Forf Bout: 254	-E4-Frank Villa ALC-----+ Dec 2-9			
-S4-Richard Ross COOL-----+ -E4-Frank Villa ALC-----+					
-W1-Troy Maya PK-----+ Bout: 199	-W1-Troy Maya PK-----+ Dec 7-3 Bout: 255	-E3-Kyle Pratt SHOW-----+ Dec 2-4			
-N2-Jakob Hernandez WSL-----+ -E3-Kyle Pratt SHOW-----+					
-N3-Craig White MV-----+ Bout: 200	-N3-Craig White MV-----+ Fall 2:46 Bout: 256	-S1-Jayce Dezonias SAH-----+ Fall 4:11			
-W4-Louis Sandoval RIV-----+ -S1-Jayce Dezonias SAH-----+					
- Place Winners -					- Place Winners -
1st E1-Porter Willbanks PAY (Jr) 47- 4					5th S2-Pat Sullivan STN (Sr) 29- 9
2nd E2-Carlos Barela HBK (Jr) 25- 4					6th S3-Bryan Henager SAFF (Jr) 12- 4
3rd S1-Jayce Dezonias SAH (Sr) 47- 2					
4th N1-Alex Tsosie GAN (Jr) 27- 8					

Weight: 152

-E1-Mark McCarty PAY-----+ (Jr) 43- 4 Bout: 65	-E1-Mark McCarty PAY-----+ T-Fall 18-3/3:18	-E1-Mark McCarty PAY-----+ T-Fall 16-0			
-N4-Ryan Sangster GRH-----+ (Sr) 10- 8 Bout: 145					
-W3-Oliver Holmes FH-----+ (Fr) 2- 18 Bout: 66	-S2-Sam Pennington FLO-----+ Forf				
-S2-Sam Pennington FLO-----+ (So) 32- 12 Bout: 297		-N1-John Gonzales WSL-----+ Dec 8-10			
-W2-Kevin Lucas PK-----+ (Jr) 39- 19 Bout: 67	-S3-Kody Day SAH-----+ Dec 0-7				
-S3-Kody Day SAH-----+ (So) 30- 14 Bout: 146		-N1-John Gonzales WSL-----+ Dec 1-4			
-E4-Seth Bowman HBK-----+ (Sr) 18- 11 Bout: 68	-N1-John Gonzales WSL-----+ Dec 1-4				
-N1-John Gonzales WSL-----+ (Jr) 40- 4 Bout: 400					-S1-Tyrell Andrews SAFF-----+ Champion Dec 1-3
-W1-Matt Dalcerro CV-----+ (Jr) 40- 13 Bout: 69	-W1-Matt Dalcerro CV-----+ Fall 3:20				
-S4-Chase Harmon COOL-----+ (Jr) 21- 25 Bout: 147		-W1-Matt Dalcerro CV-----+ Dec 4-2			
-N3-Stanley Lomayestewa HPI-----+					



(Sr) 26- 10 Bout: 70   -E2-Styles Reidhead SHOW-----+ -E2-Styles Reidhead SHOW-----+ (Jr) 25- 14 Bout: 298	-S1-Tyrell Andrews SAFF-----+ Fall 3:22		
-N2-Matt Shirley TC-----+ (Sr) 38- 6 Bout: 71   -E3-Trent Kay BR-----+ -E3-Trent Kay BR-----+ (So) 21- 21 Bout: 148	-S1-Tyrell Andrews SAFF-----+ Fall 2:18		
-Bye-----+ Bout: 72   -S1-Tyrell Andrews SAFF-----+ (Jr) 40- 3			
-N4-Ryan Sangster GRH-----+ Bout: 201   -N4-Ryan Sangster GRH-----+ -W3-Oliver Holmes FH-----+ Forf Bout: 257   -E3-Trent Kay BR-----+ -E3-Trent Kay BR-----+	-E1-Mark McCarty PAY-----+ Bout: 353	-E1-Mark McCarty PAY-----+ T-Fall 17-2/4:33	
-W2-Kevin Lucas PK-----+ Bout: 202   -E4-Seth Bowman HBK-----+ -E4-Seth Bowman HBK-----+ M-Dec 0-10 Bout: 258   -E2-Styles Reidhead SHOW-----+ -E2-Styles Reidhead SHOW-----+	-E2-Styles Reidhead SHOW-----+ Dec 1-3		
-S4-Chase Harmon COOL-----+ Bout: 203   -S4-Chase Harmon COOL-----+ -N3-Stanley Lomayestewa HPI-----+ Forf Bout: 259   -S3-Kody Day SAH-----+ -S3-Kody Day SAH-----+	-E1-Mark McCarty PAY-----+ Bout: 399	-E1-Mark McCarty PAY-----+ 3rd Place Fall 1:46	
-N2-Matt Shirley TC-----+ Bout: 204   -N2-Matt Shirley TC-----+ -Bye-----+ Bout: 260   -N2-Matt Shirley TC-----+ -S2-Sam Pennington FLO-----+	-N2-Matt Shirley TC-----+ Dec 0-4		
	-W1-Matt Dalcerro CV-----+ Fall 4:36		
	-E2-Styles Reidhead SHOW-----+ Bout: 398	-N2-Matt Shirley TC-----+ 5th Place Dec 3-4	
- Place Winners - 1st S1-Tyrell Andrews SAFF (Jr) 43- 3 2nd N1-John Gonzales WSL (Jr) 43- 5 3rd E1-Mark McCarty PAY (Jr) 47- 5 4th W1-Matt Dalcerro CV (Jr) 43- 15		- Place Winners - 5th N2-Matt Shirley TC (Sr) 41- 8 6th E2-Styles Reidhead SHOW (Jr) 28- 17	

Weight: 160

-S1-Justin Gaethje SAFF-----+ (Sr) 48- 0 Bout: 73   -S1-Justin Gaethje SAFF-----+ -N4-Jacob Keah-Tigh WR-----+ (So) 29- 9 Bout: 149	-S1-Justin Gaethje SAFF-----+ Fall 1:56		
-E3-Adrian Perkins HBK-----+ (Fr) 20- 9 Bout: 74   -E3-Adrian Perkins HBK-----+ -W2-Sean Qualey RIV-----+ (Sr) 26- 12 Bout: 299	-S1-Justin Gaethje SAFF-----+ Fall 1:21		
-E2-Nick Goodman PAY-----+ (So) 16- 7 Bout: 75   -E2-Nick Goodman PAY-----+ -W3-Chris Klingensmith PK-----+ (Jr) 29- 29 Bout: 150	-E2-Nick Goodman PAY-----+ M-Dec 16-3		
-S4-Austin McDavid STN-----+ (Sr) 1- 2 Bout: 76   -N1-Mikel Hernandez WSL-----+ -N1-Mikel Hernandez WSL-----+ (Jr) 31- 10 Bout: 404	-S1-Justin Gaethje SAFF-----+ Champion Fall 3:10		
-E1-Alex Buck ROU-----+ (Jr) 33- 12 Bout: 77   -E1-Alex Buck ROU-----+ -W4-William Bowman CV-----+ (So) 15- 25 Bout: 151	-E1-Alex Buck ROU-----+ Dec 9-2		
-S3-Royce Hardin COOL-----+ (So) 18- 18 Bout: 78   -N2-Neil Wagner CHL-----+ -N2-Neil Wagner CHL-----+ (So) 27- 10 Bout: 300	-W1-Jeff Cappellini FH-----+ Dec 2-5		
-S2-Max Goldschmitt EMP-----+ (So) 28- 16 Bout: 79   -N3-Myron Brady MV-----+ -N3-Myron Brady MV-----+ (Sr) 24- 6 Bout: 152	-W1-Jeff Cappellini FH-----+ Dec 5-12		
-E4-Cody Hawkins SHOW-----+ (Fr) 7- 16 Bout: 80   -W1-Jeff Cappellini FH-----+ -W1-Jeff Cappellini FH-----+ (Sr) 34- 2 Bout: 327	-E2-Nick Goodman PAY-----+ Bout: 355	-E2-Nick Goodman PAY-----+ Fall 2:49	
-N4-Jacob Keah-Tigh WR-----+ Bout: 205   -N4-Jacob Keah-Tigh WR-----+ -W2-Sean Qualey RIV-----+ Fall 2:34 Bout: 261   -N4-Jacob Keah-Tigh WR-----+ -N3-Myron Brady MV-----+ Dec 10-9	-N4-Jacob Keah-Tigh WR-----+ M-Dec 12-4		
-W3-Chris Klingensmith PK-----+ Bout: 206   -W3-Chris Klingensmith PK-----+ -S4-Austin McDavid STN-----+ Fall 2:38 Bout: 262   -N2-Neil Wagner CHL-----+ -N2-Neil Wagner CHL-----+			
-W4-William Bowman CV-----+ Bout: 207   -W4-William Bowman CV-----+ -S3-Royce Hardin COOL-----+ Fall 4:40 Bout: 263   -N1-Mikel Hernandez WSL-----+ -N1-Mikel Hernandez WSL-----+			
-S2-Max Goldschmitt EMP-----+ Bout: 208   -E4-Cody Hawkins SHOW-----+ -E4-Cody Hawkins SHOW-----+ Fall 2:43 Bout: 264   -E3-Adrian Perkins HBK-----+ -E3-Adrian Perkins HBK-----+	-E3-Adrian Perkins HBK-----+ Dec 8-11		
	-E1-Alex Buck ROU-----+ Bout: 356	-E3-Adrian Perkins HBK-----+ Dec 5-0	
	-N4-Jacob Keah-Tigh WR-----+ Bout: 402	-E1-Alex Buck ROU-----+ 5th Place M-Dec 3-12	
- Place Winners - 1st S1-Justin Gaethje SAFF (Sr) 52- 0 2nd W1-Jeff Cappellini FH (Sr) 37- 3 3rd E3-Adrian Perkins HBK (Fr) 25- 10 4th E2-Nick Goodman PAY (So) 19- 9		- Place Winners - 5th E1-Alex Buck ROU (Jr) 36- 14 6th N4-Jacob Keah-Tigh WR (So) 32- 12	

Weight: 171

-E1-AJ Bales SHOW-----+

(Sr) 28- 1 Bout: 81	-E1-AJ Bales SHOW-----+ Fall :34				
-N4-Eric Clitso MV-----+ (Sr) 10- 8 Bout: 153				-E1-AJ Bales SHOW-----+ Fall :50	
-S3-Dylan Caldon FLO-----+ (Jr) 15- 12 Bout: 82	-W2-Michael Carillo FH-----+ Fall 5:14				
-W2-Michael Carillo FH-----+ (Jr) 28- 21 Bout: 301				-E1-AJ Bales SHOW-----+ M-Dec 18-8	
-S2-Nathan Jurado SAFF-----+ (Jr) 33- 15 Bout: 83	-S2-Nathan Jurado SAFF-----+ Dec 9-2				
-W3-Benito Molina WK-----+ (So) 18- 14 Bout: 154				-S2-Nathan Jurado SAFF-----+ Dec 10-5	
-E4-Josh Stump HBK-----+ (Sr) 17- 8 Bout: 84	-N1-Victor Martinez WSL-----+ Dec 3-5				
-N1-Victor Martinez WSL-----+ (So) 23- 9 Bout: 408					-S1-Andrew Ashford COOL-----+ Champion Dec 4-5
-S1-Andrew Ashford COOL-----+ (Jr) 43- 2 Bout: 85	-S1-Andrew Ashford COOL-----+ Fall :48				
-W4-Scott Knight EST-----+ (So) 6- 6 Bout: 155				-S1-Andrew Ashford COOL-----+ Dec 1-0	
-N3-Latimer Sherman TC-----+ (Jr) 38- 9 Bout: 86	-E2-Zach Rodgers PAY-----+ Fall 2:38				
-E2-Zach Rodgers PAY-----+ (Sr) 39- 10 Bout: 302				-S1-Andrew Ashford COOL-----+ M-Dec 12-3	
-N2-Kyle Whitney GAN-----+ (Sr) 15- 12 Bout: 87	-E3-Terel Nichols SFK-----+ Fall 4:38				
-E3-Terel Nichols SFK-----+ (So) 35- 8 Bout: 156				-E3-Terel Nichols SFK-----+ Dflt INJURY	
-S4-Josh Noble SAH-----+ (Jr) 29- 14 Bout: 88	-W1-Tyler Wolfe PK-----+ Dec 6-9				
-W1-Tyler Wolfe PK-----+ (Sr) 34- 14 Bout: 209					
-N4-Eric Clitso MV-----+ Bout: 209	-N4-Eric Clitso MV-----+ Fall Bout: 265			-S2-Nathan Jurado SAFF-----+ Bout: 357	
-S3-Dylan Caldon FLO-----+ Bout: 210	-W1-Tyler Wolfe PK-----+ Forf				-E2-Zach Rodgers PAY-----+ Dec 4-6
-W3-Benito Molina WK-----+ Bout: 210				-E2-Zach Rodgers PAY-----+ Fall 2:47	
-E4-Josh Stump HBK-----+ Bout: 210	-E4-Josh Stump HBK-----+ M-Dec 3-14 Bout: 266				
-E4-Josh Stump HBK-----+ Bout: 210	-E2-Zach Rodgers PAY-----+ T-Fall 2-20/4:44				Bout: 407
-W4-Scott Knight EST-----+ Bout: 211					-E2-Zach Rodgers PAY-----+ 3rd Place Dec 11-9
-N3-Latimer Sherman TC-----+ Bout: 211	-N3-Latimer Sherman TC-----+ Fall 1:21 Bout: 267			-N1-Victor Martinez WSL-----+ Fall 4:18	
-N3-Latimer Sherman TC-----+ Bout: 211	-N1-Victor Martinez WSL-----+ Fall 4:18				
-N2-Kyle Whitney GAN-----+ Bout: 212				-N1-Victor Martinez WSL-----+ Dec 4-0	
-S4-Josh Noble SAH-----+ Bout: 212	-S4-Josh Noble SAH-----+ Fall 2:45 Bout: 268				
-S4-Josh Noble SAH-----+ Bout: 212	-W2-Michael Carillo FH-----+ Fall 1:58				Bout: 358
-W2-Michael Carillo FH-----+ Bout: 212				-E3-Terel Nichols SFK-----+ Fall 2:22	
				-S2-Nathan Jurado SAFF-----+ Bout: 406	
				-N1-Victor Martinez WSL-----+ Dec 2-4	
- Place Winners -					- Place Winners -
1st S1-Andrew Ashford COOL (Jr) 47- 2					5th N1-Victor Martinez WSL (So) 27- 11
2nd E1-AJ Bales SHOW (Sr) 31- 2					6th S2-Nathan Jurado SAFF (Jr) 35- 18
3rd E2-Zach Rodgers PAY (Sr) 44- 11					
4th E3-Terel Nichols SFK (So) 38- 10					

Weight: 189

-W1-Anthony Carillo FH-----+ (Jr) 34- 15 Bout: 89	-W1-Anthony Carillo FH-----+ Fall 2:23				
-N4-Ryan Stevens CHL-----+ (Sr) 20- 11 Bout: 157				-S2-Manny Jurado SAFF-----+ Dec 3-9	
-E3-Cody Hoopes SFK-----+ (So) 27- 15 Bout: 90	-S2-Manny Jurado SAFF-----+ M-Dec 4-13				
-S2-Manny Jurado SAFF-----+ (Sr) 28- 2 Bout: 303				-S2-Manny Jurado SAFF-----+ M-Dec 12-3	
-E2-Jared Yazzie HBK-----+ (Sr) 16- 9 Bout: 91	-E2-Jared Yazzie HBK-----+ M-Dec 14-0				
-S3-Jason Newton COOL-----+ (Sr) 39- 15 Bout: 158				-N1-Joe Larsen WSL-----+ Dec 1-6	
-W4-Amin Sadek EST-----+ (Jr) 6- 15 Bout: 92	-N1-Joe Larsen WSL-----+ Fall :51				
-N1-Joe Larsen WSL-----+ (Jr) 37- 6 Bout: 412					-S1-Mike Guerrero SCZ-----+ Champion Fall 4:38
-E1-Steel Armstrong BR-----+ (So) 26- 2 Bout: 93	-E1-Steel Armstrong BR-----+ Fall 3:25				
-S4-Bryce Nichols SAH-----+ (Sr) 22- 8 Bout: 159				-E1-Steel Armstrong BR-----+ Dec 9-4	
-W3-John Russell PK-----+ (So) 17- 35 Bout: 94	-N2-Gjemundson Teller TC-----+ Fall 1:52				
-N2-Gjemundson Teller TC-----+ (Sr) 41- 5 Bout: 304				-S1-Mike Guerrero SCZ-----+ M-Dec 4-12	
-W2-Chaz Antos WK-----+ (So) 10- 14 Bout: 95	-N3-Nielson Nez MV-----+ Fall 1:04				
-N3-Nielson Nez MV-----+ (Jr) 22- 7 Bout: 160				-S1-Mike Guerrero SCZ-----+ T-Fall 5-20	
-E4-Oshay Chovanec PAY-----+ (So) 24- 15 Bout: 96	-S1-Mike Guerrero SCZ-----+ M-Dec 5-17				
-S1-Mike Guerrero SCZ-----+ (Jr) 40- 1 Bout: 411					-S1-Mike Guerrero SCZ-----+ Champion Fall 4:38
-N4-Ryan Stevens CHL-----+ Bout: 213	-E3-Cody Hoopes SFK-----+ Fall 3:13 Bout: 269			-N1-Joe Larsen WSL-----+ Dec 7-0	
-E3-Cody Hoopes SFK-----+ Bout: 213	-N3-Nielson Nez MV-----+ Bout: 160				
-S3-Jason Newton COOL-----+ Bout: 214				-N1-Joe Larsen WSL-----+ Bout: 359	
-W4-Amin Sadek EST-----+ Bout: 214	-S3-Jason Newton COOL-----+ Fall :50 Bout: 270				-N1-Joe Larsen WSL-----+ Fall 4:40
-W4-Amin Sadek EST-----+ Bout: 214	-N2-Gjemundson Teller TC-----+ Dec 3-4				
-S4-Bryce Nichols SAH-----+ Bout: 215					Bout: 411
-W3-John Russell PK-----+ Bout: 215	-S4-Bryce Nichols SAH-----+ Fall 1:26 Bout: 271				-E1-Steel Armstrong BR-----+ 3rd Place Dec 7-9
-W3-John Russell PK-----+ Bout: 215	-E2-Jared Yazzie HBK-----+ Dec 6-7				
-W2-Chaz Antos WK-----+ Bout: 216				-E2-Jared Yazzie HBK-----+ Dec 5-3	
-E4-Oshay Chovanec PAY-----+ Bout: 216	-E4-Oshay Chovanec PAY-----+ Fall 2:24 Bout: 272				
-E4-Oshay Chovanec PAY-----+ Bout: 216	-W1-Anthony Carillo FH-----+ Dec 10-12				Bout: 360
-E4-Oshay Chovanec PAY-----+ Bout: 216				-E1-Steel Armstrong BR-----+ Fall 4:51	
				-E1-Steel Armstrong BR-----+ Fall 4:51	

-N2-Gjemundson Teller TC-----+  
 Bout: 410 | -N2-Gjemundson Teller TC-----+  
 -E2-Jared Yazzie HBK-----+ | 5th Place  
 Dec 3-1

- Place Winners -  
 1st S1-Mike Guerrero SCZ (Jr) 44- 1  
 2nd S2-Manny Jurado SAFF (Sr) 31- 3  
 3rd E1-Steel Armstrong BR (So) 30- 3  
 4th N1-Joe Larsen WSL (Jr) 40- 8

- Place Winners -  
 5th N2-Gjemundson Teller TC (Sr) 45- 7  
 6th E2-Jared Yazzie HBK (Sr) 19- 12

Weight: 215

-E1-Alejandro Castaneda BR----+  
 (12) 37- 2 Bout: 97 | -E1-Alejandro Castaneda BR----+  
 -W4-Steven Andrade FH-----+ | Fall 1:15  
 (Jr) 14- 26 Bout: 161 | -E1-Alejandro Castaneda BR----+  
 -N3-Dalvin Gorman GAN-----+ | Dec 6-5  
 (Jr) 16- 5 Bout: 98 | -S2-Francisco Leon SAFF-----+  
 -S2-Francisco Leon SAFF-----+ | Fall 1:04  
 (Sr) 39- 9 Bout: 305 | -S3-Derrick Gonzales COOL-----+  
 -N2-Adrian Jim CHL-----+ | M-Dec 2-12  
 (Jr) 29- 10 Bout: 99 | -S3-Derrick Gonzales COOL-----+  
 -S3-Derrick Gonzales COOL-----+ | Fall 1:02  
 (Jr) 45- 5 Bout: 162 | -S3-Derrick Gonzales COOL-----+  
 -E4-Josh Johnson ALC-----+ | Fall 1:35  
 (Jr) 0- 2 Bout: 100 | -E4-Josh Johnson ALC-----+  
 -W1-James Gilcrest PK-----+ | Dec 10-3  
 (So) 23- 20 Bout: 416 | -S3-Derrick Gonzales COOL-----+  
 -N1-Justin Powell WSL-----+ | M-Dec 4-3  
 (Sr) 38- 3 Bout: 101 | -N1-Justin Powell WSL-----+  
 -S4-John Guerrero SCZ-----+ | M-Dec 10-2  
 (Jr) 21- 13 Bout: 163 | -N1-Justin Powell WSL-----+  
 -E3-Bryan Burke PAY-----+ | Dec 11-5  
 (So) 39- 7 Bout: 102 | -E3-Bryan Burke PAY-----+  
 -W2-Ben Ramirez EST-----+ | Fall :47  
 (Jr) 11- 11 Bout: 306 | -N1-Justin Powell WSL-----+  
 -E2-Tyrell Sulu HBK-----+ | M-Dec 13-3  
 (So) 17- 4 Bout: 103 | -E2-Tyrell Sulu HBK-----+  
 -W3-Sammy Alford RIV-----+ | Fall :24  
 (Fr) 20- 24 Bout: 164 | -S1-Barry Snider SAH-----+  
 -N4-Brian Adson TC-----+ | Dec 1-3  
 (Jr) 33- 10 Bout: 104 | -S1-Barry Snider SAH-----+  
 -S1-Barry Snider SAH-----+ | Fall 3:13  
 (Sr) 39- 7  
 -W4-Steven Andrade FH-----+  
 Bout: 217 | -N3-Dalvin Gorman GAN-----+  
 -N3-Dalvin Gorman GAN-----+ | Fall 2:04 Bout: 273 | -E2-Tyrell Sulu HBK-----+  
 -E2-Tyrell Sulu HBK-----+ | Fall :42  
 Bout: 333 | -E3-Bryan Burke PAY-----+  
 -N2-Adrian Jim CHL-----+ | M-Dec 2-10  
 Bout: 218 | -W1-James Gilcrest PK-----+  
 -W1-James Gilcrest PK-----+ | Dec 2-4 Bout: 274 | -E3-Bryan Burke PAY-----+  
 -E3-Bryan Burke PAY-----+  
 -S4-John Guerrero SCZ-----+  
 Bout: 219 | -W2-Ben Ramirez EST-----+  
 -W2-Ben Ramirez EST-----+ | Dec 6-9 Bout: 275 | -E4-Josh Johnson ALC-----+  
 -E4-Josh Johnson ALC-----+  
 -W3-Sammy Alford RIV-----+  
 Bout: 220 | -N4-Brian Adson TC-----+  
 -N4-Brian Adson TC-----+ | Fall 1:47 Bout: 276 | -S2-Francisco Leon SAFF-----+  
 -S2-Francisco Leon SAFF-----+ | M-Dec 4-16  
 Bout: 362 | -S1-Barry Snider SAH-----+  
 -S1-Barry Snider SAH-----+ | Fall 3:10  
 -E1-Alejandro Castaneda BR----+  
 Bout: 414 | -E1-Alejandro Castaneda BR----+  
 -S2-Francisco Leon SAFF-----+ | 5th Place  
 Dec 7-4

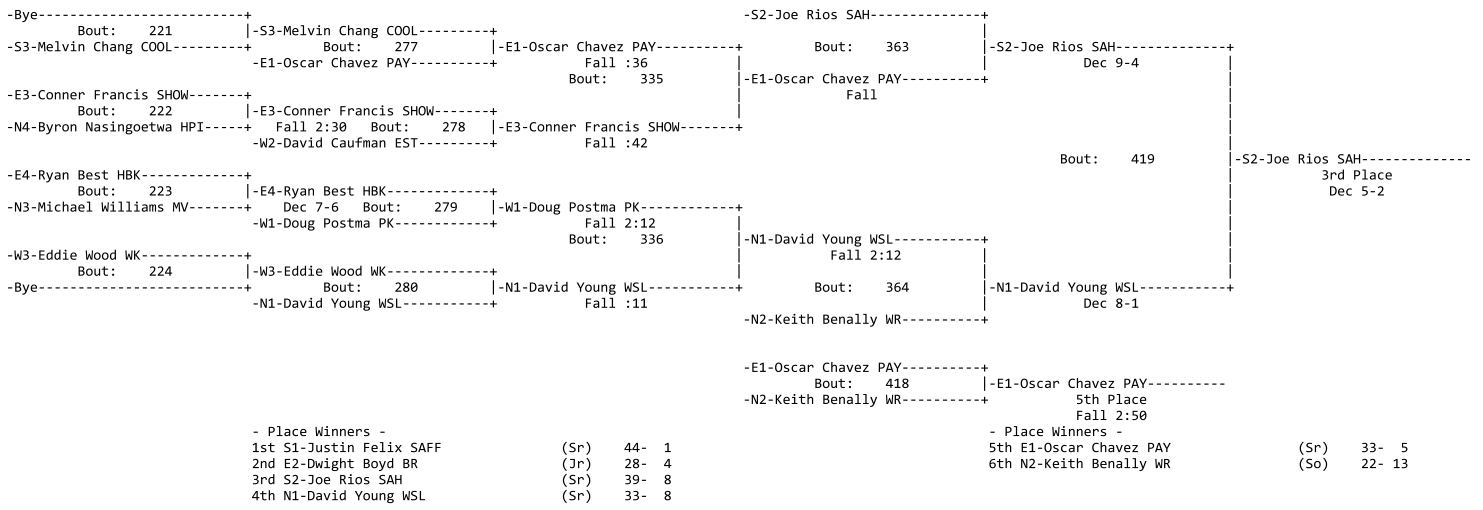
- Place Winners -  
 1st S3-Derrick Gonzales COOL (Jr) 49- 5  
 2nd N1-Justin Powell WSL (Sr) 41- 4  
 3rd S1-Barry Snider SAH (Sr) 43- 8  
 4th E3-Bryan Burke PAY (So) 43- 9

- Place Winners -  
 5th E1-Alejandro Castaneda BR (12) 40- 4  
 6th S2-Francisco Leon SAFF (Sr) 42- 12

Weight: 285

-N1-David Young WSL-----+  
 (Sr) 30- 6 Bout: 105 | -N1-David Young WSL-----+  
 -Bye-----+  
 Bout: 165 | -E2-Dwight Boyd BR-----+  
 -S3-Melvin Chang COOL-----+ | Fall 1:32  
 (Jr) 28- 14 Bout: 106 | -E2-Dwight Boyd BR-----+  
 -E2-Dwight Boyd BR-----+ | Fall 1:19  
 (Jr) 25- 3 Bout: 307 | -E2-Dwight Boyd BR-----+  
 -S2-Joe Rios SAH-----+ | Fall 1:24  
 (Sr) 35- 7 Bout: 107 | -S2-Joe Rios SAH-----+  
 -E3-Conner Francis SHOW-----+ | Fall 2:31  
 (Sr) 20- 25 Bout: 166 | -S2-Joe Rios SAH-----+  
 -N4-Byron Nasingoetwa HPI-----+ | Dec 4-0  
 (Sr) 12- 12 Bout: 108 | -W1-Doug Postma PK-----+  
 -W1-Doug Postma PK-----+ | Fall 1:14  
 (Jr) 15- 8 Bout: 420 | -S1-Justin Felix SAFF-----+  
 -S1-Justin Felix SAFF-----+ | M-Dec 1-14  
 (Sr) 40- 1 Bout: 109 | -S1-Justin Felix SAFF-----+  
 -E4-Ryan Best HBK-----+ | Fall 1:17  
 (So) 9- 10 Bout: 167 | -S1-Justin Felix SAFF-----+  
 -N3-Michael Williams MV-----+ | Fall :18  
 (Fr) 18- 13 Bout: 110 | -W2-David Cauffman EST-----+  
 -W2-David Cauffman EST-----+ | Fall 5:35  
 (Jr) 1- 1 Bout: 308 | -S1-Justin Felix SAFF-----+  
 -N2-Keith Benally WR-----+ | Fall 1:25  
 (So) 20- 10 Bout: 111 | -N2-Keith Benally WR-----+  
 -W3-Eddie Wood WK-----+ | Fall :23  
 (So) 6- 8 Bout: 168 | -N2-Keith Benally WR-----+  
 -Bye-----+ | Fall 5:33  
 Bout: 112 | -E1-Oscar Chavez PAY-----+  
 -E1-Oscar Chavez PAY-----+  
 (Sr) 30- 3

Brackets



Preferred Educational Software

9585 Woodgate Lane  
 Byron IL 61010  
 Phone: (888) 959-2016  
 e-mail: [cotterk@pes-sports.com](mailto:cotterk@pes-sports.com)  
 (c) 2001 - All rights reserved

## 2007 AIA 4A Division I Team Results

<u>Place</u>	<u>School</u>	<u>Points</u>	<u>Place</u>	<u>School</u>	<u>Points</u>
1	Thunderbird	174.5	28	R.S.Kellis	6
2	Independence	121	29	Chaparral	0
3	Prescott	119	29	0	0
4	Cienega	117	29	0	0
4	Moon Valley	117	29	0	0
6	Pueblo	108	29	0	0
7	Ironwood Rdg.	94.5	29	0	0
8	Copper Canyon	82	29	0	0
9	Pinnacle	70.5	29	0	0
10	Amphi	67	29	0	0
11	Saguaro	66	29	0	0
12	Catalina Foot.	47	29	0	0
13	McClintock	45	29	0	0
13	Nogales	45	29	0	0
15	Marana	44	29	0	0
16	Lake Havasu	38	29	0	0
17	Canyon del Oro	36.5	29	0	0
18	Sahuaro	30	29	0	0
19	Agua Fria	27	29	0	0
19	Apollo	27	29	0	0
21	Millennium	23	29	0	0
21	Rincon	23	29	0	0
23	Catalina	22	29	0	0
24	Greenway	18.5	29	0	0
25	Cactus	18	29	0	0
26	Sabino	14	29	0	0
27	Willow Canyon	11.5			

# 2006-2007 AHS State

WT 103

1	Travis Azevedo	17 - 3
So	Thunderbird	1
16	BYE	

1	Travis Azevedo	-
So	Thunderbird	Bye

9	Branden Hicks	16 - 7
Fr	Prescott	2
8	Velazquez, Temo	30 - 16
Fr	Marana	

9	Branden Hicks	17 - 7
Fr	Prescott	1:54

5	Jeff Comisso	14 - 5
So	Cienega	3
12	Islas, Abraham	32 - 11
So	Pueblo	

12	Islas, Abraham	33 - 11
So	Pueblo	4 - 0

13	Robert Cortez	18 - 8
Jr	Apollo	4
4	James Arthur	27 - 8
Fr	Agua Fria	

13	Robert Cortez	19 - 8
Jr	Apollo	14 - 13

3	Chris Kelly	32 - 9
Jr	Moon Valley	5
14	Martin Inzunza	20 - 10
	Nogales	

3	Chris Kelly	33 - 9
Jr	Moon Valley	3:16

11	Aaron Schafroth	24 - 14
Jr	Lake Havasu	6
6	Steven Soto	15 - 17
Fr	McClintock	

6	Steven Soto	16 - 17
Fr	McClintock	FF

7	Nicolas Navarro	33 - 11
So	Copper Canyon	7
10	Andrea Hughes	22 - 5
Jr	Catalina Foot.	

10	Andrea Hughes	23 - 5
Jr	Catalina Foot.	18 - 7

15	Michael Zucker	12 - 11
So	Pinnacle	8
2	McClure, Luke	28 - 6
Fr	Ironwood Rdg.	

2	McClure, Luke	29 - 6
Fr	Ironwood Rdg.	0:34

1	Travis Azevedo	1 - 0
So	Thunderbird	8 - 4

1	Travis Azevedo	2 - 0
So	Thunderbird	4 - 2

12	Islas, Abraham	34 - 11
So	Pueblo	6 - 5

1	Travis Azevedo	3 - 2
So	Thunderbird	3 - 0

3	Chris Kelly	34 - 9
Jr	Moon Valley	1:53

2	McClure, Luke	31 - 6
Fr	Ironwood Rdg.	2:34

2	McClure, Luke	30 - 6
Fr	Ironwood Rdg.	9 - 2

Arizona AHS Div. 1 State Champion

1	Travis Azevedo	
So	Thunderbird	Fall Score
		3 - 2
		Overall Record 3 - 0

281

393

282

113

114

115

116

# Consolation Bracket

MT 103

16 BYE

117

8	Velazquez, Temo	31 - 17
Fr	Marana	Fall Score
	Bye	-

8	Velazquez, Temo	30 - 17
Fr	Marana	

225

10	Andrea Hughes	24 - 6
Jr	Catalina Foot.	Fall Score
		2:45 -

Loser of Bout 116

10	Andrea Hughes	23 - 6
Jr	Catalina Foot.	

5	Jeff Comisso	14 - 6
So	Cienega	

283

5	Jeff Comisso	17 - 6
So	Cienega	Fall Score
		5 - 0

118

5	Jeff Comisso	15 - 6
So	Cienega	Fall Score
		9 - 1

4	James Arthur	27 - 9
Fr	Agua Fria	

226

5	Jeff Comisso	16 - 6
So	Cienega	Fall Score
		7 - 0

Loser of Bout 115

6	Steven Soto	16 - 18
Fr	McClintock	

337

12	Islas, Abraham	35 - 12
So	Pueblo	Fall Score
		2 - 1

Loser of Bout 281

12	Islas, Abraham	34 - 12
So	Pueblo	

14	Martin Inzunza	20 - 11
	Nogales	

119

14	Martin Inzunza	21 - 11
	Nogales	Fall Score
		FF -

11	Aaron Schafroth	24 - 15
Jr	Lake Havasu	

227

14	Martin Inzunza	22 - 11
	Nogales	Fall Score
		DF -

Loser of Bout 114

13	Robert Cortez	19 - 9
Jr	Apollo	

Loser of Bout 282

3	Chris Kelly	34 - 10
Jr	Moon Valley	

365

12	Islas, Abraham	36 - 12
So	Pueblo	Fall Score
		7 - 5

7	Nicolas Navarro	33 - 12
So	Copper Canyon	

120

7	Nicolas Navarro	34 - 12
So	Copper Canyon	Fall Score
		0:35 -

15	Michael Zucker	12 - 12
So	Pinnacle	

228

9	Branden Hicks	18 - 8
Fr	Prescott	Fall Score
		13 - 8

284

14	Martin Inzunza	23 - 11
	Nogales	Fall Score
		8 - 2

5	Jeff Comisso	17 - 7
So	Cienega	

366

5	Jeff Comisso	18 - 7
So	Cienega	Fall Score
		1:55 -

Loser of Bout 113

9	Branden Hicks	17 - 8
Fr	Prescott	

14	Martin Inzunza	23 - 12
	Nogales	

# 2006-2007 AHS State

*WT 112*

1	Yobel Muchang	19 - 1
So	Saguaro	9
16	BYE	

1	Yobel Muchang	19 - 1
So	Saguaro	Fall Score
		Bye -

9	Velazquez, Jaxiel	29 - 16
Sr	Marana	10

8	Johnaton Romero	14 - 12
Fr	Apollo	Fall Score
		9 - 5

8	Johnaton Romero	13 - 12
Fr	Apollo	

8	Johnaton Romero	14 - 12
Fr	Apollo	Fall Score
		9 - 5

5	Michael Sharpnack	8 - 11
Fr	Lake Havasu	11

12	Nick Hosler	29 - 9
Sr	Prescott	Fall Score
		0:51 -

12	Nick Hosler	28 - 9
Sr	Prescott	

12	Nick Hosler	29 - 9
Sr	Prescott	Fall Score
		0:51 -

13	Lopez, Brandon	34 - 12
Jr	Pueblo	12

13	Lopez, Brandon	35 - 12
Jr	Pueblo	Fall Score
		5 - 3

4	Jake Tschirhart	18 - 7
Jr	Cienega	

4	Jake Tschirhart	18 - 7
Jr	Cienega	Fall Score
		5 - 3

3	Peters, Matt	35 - 5
Jr	Ironwood Rdg.	13

3	Peters, Matt	36 - 5
Jr	Ironwood Rdg.	Fall Score
		0:40 -

14	Jordan Davis	0 - 3
Fr	Liberty	

14	Jordan Davis	0 - 3
Fr	Liberty	Fall Score
		0:40 -

11	Nicholas Inzunza	5 - 6
Fr	Nogales	14

6	Daniel Benitez	28 - 11
Jr	McClintock	Fall Score
		3:47 -

6	Daniel Benitez	27 - 11
Jr	McClintock	

6	Daniel Benitez	28 - 11
Jr	McClintock	Fall Score
		3:47 -

7	Stuart Karp	13 - 17
Fr	Catalina Foot.	15

7	Stuart Karp	14 - 17
Fr	Catalina Foot.	Fall Score
		1:53 -

10	Cody Payne	13 - 12
So	R.S.Kellis	

10	Cody Payne	13 - 12
So	R.S.Kellis	Fall Score
		1:53 -

15	Jayse Brunner	7 - 7
Fr	Thunderbird	16

2	Anthony Wagner	25 - 3
So	Independence	Fall Score
		4:26 -

2	Anthony Wagner	24 - 3
So	Independence	

2	Anthony Wagner	25 - 3
So	Independence	Fall Score
		4:26 -

1	Yobel Muchang	20 - 1
So	Saguaro	Fall Score
		1:47 -

8	Johnaton Romero	14 - 12
Fr	Apollo	Fall Score
		9 - 5

8	Johnaton Romero	14 - 12
Fr	Apollo	Fall Score
		9 - 5

1	Yobel Muchang	21 - 1
So	Saguaro	Fall Score
		5 - 1

12	Nick Hosler	29 - 9
Sr	Prescott	Fall Score
		0:51 -

12	Nick Hosler	30 - 9
Sr	Prescott	Fall Score
		11 - 4

12	Nick Hosler	30 - 9
Sr	Prescott	Fall Score
		11 - 4

13	Lopez, Brandon	35 - 12
Jr	Pueblo	Fall Score
		5 - 3

3	Peters, Matt	37 - 5
Jr	Ironwood Rdg.	Fall Score
		3:48 -

3	Peters, Matt	37 - 5
Jr	Ironwood Rdg.	Fall Score
		3:48 -

3	Peters, Matt	37 - 5
Jr	Ironwood Rdg.	Fall Score
		3:48 -

3	Peters, Matt	37 - 5
Jr	Ironwood Rdg.	Fall Score
		3:48 -

6	Daniel Benitez	28 - 11
Jr	McClintock	Fall Score
		3:47 -

6	Daniel Benitez	28 - 11
Jr	McClintock	Fall Score
		3:47 -

2	Anthony Wagner	27 - 3
So	Independence	Fall Score
		6 - 2

2	Anthony Wagner	27 - 3
So	Independence	Fall Score
		6 - 2

2	Anthony Wagner	26 - 3
So	Independence	Fall Score
		4:35 -

2	Anthony Wagner	26 - 3
So	Independence	Fall Score
		4:35 -

2	Anthony Wagner	25 - 3
So	Independence	Fall Score
		4:26 -

*Arizona AHS Div. 1 State Champion*

*2 Anthony Wagner*

So	Independence	Fall Score
		7 - 1

Overall Record 28 - 3



# Consolation Bracket

MS 112

16 BYE

125  
9 Velazquez, Jaxiel 29 - 17  
Sr Marana

9 Velazquez, Jaxiel 30 - 17  
Sr Marana Fall Score  
BYE -

Loser of Bout 124  
7 Stuart Karp 14 - 18  
Fr Catalina Foot.

5 Michael Sharpnack 8 - 12  
Fr Lake Havasu

126  
4 Jake Tschirhart 18 - 8  
Jr Cienega

4 Jake Tschirhart 19 - 8  
Jr Cienega Fall Score  
13 - 1

Loser of Bout 123  
6 Daniel Benitez 28 - 12  
Jr McClintock

14 Jordan Davis 0 - 4  
Fr Liberty

127  
11 Nicholas Inzunza 5 - 7  
Fr Nogales

11 Nicholas Inzunza 6 - 7  
Fr Nogales Fall Score  
3:37 -

Loser of Bout 122  
13 Lopez, Brandon 35 - 13  
Jr Pueblo

10 Cody Payne 13 - 13  
So R.S.Kellis

128  
15 Jayse Brunner 7 - 8  
Fr Thunderbird

15 Jayse Brunner 8 - 8  
Fr Thunderbird Fall Score  
18 - 1

Loser of Bout 121  
8 Johnaton Romero 14 - 13  
Fr Apollo

9 Velazquez, Jaxiel 31 - 17  
Sr Marana Fall Score  
0:58 -

7 Stuart Karp 14 - 18  
Fr Catalina Foot.

287  
9 Velazquez, Jaxiel 32 - 17  
Sr Marana Fall Score  
Forfeit -

6 Daniel Benitez 29 - 12  
Jr McClintock Fall Score  
7 - 5

Loser of Bout 285  
12 Nick Hosler 30 - 10  
Sr Prescott

Loser of Bout 286  
3 Peters, Matt 37 - 6  
Jr Ironwood Rdg.

13 Lopez, Brandon 36 - 13  
Jr Pueblo Fall Score  
9 - 1

Loser of Bout 288  
13 Lopez, Brandon 37 - 13  
Jr Pueblo Fall Score  
7 - 5

15 Jayse Brunner 9 - 8  
Fr Thunderbird Fall Score  
8 - 5

8 Johnaton Romero 14 - 13  
Fr Apollo

9 Velazquez, Jaxiel 32 - 17  
Sr Marana Fall Score  
Forfeit -

12 Nick Hosler 31 - 10  
Sr Prescott Fall Score  
9 - 5

367  
3 Peters, Matt 39 - 6  
Jr Ironwood Rdg. Fall Score  
7 - 0

340  
3 Peters, Matt 38 - 6  
Jr Ironwood Rdg. Fall Score  
7 - 0

Loser of Bout 285  
12 Nick Hosler 30 - 10  
Sr Prescott

Loser of Bout 286  
3 Peters, Matt 37 - 6  
Jr Ironwood Rdg.

340  
3 Peters, Matt 38 - 6  
Jr Ironwood Rdg. Fall Score  
7 - 0

Loser of Bout 288  
13 Lopez, Brandon 37 - 13  
Jr Pueblo Fall Score  
7 - 5

15 Jayse Brunner 9 - 8  
Fr Thunderbird Fall Score  
8 - 5

8 Johnaton Romero 14 - 13  
Fr Apollo

9 Velazquez, Jaxiel 32 - 18  
Sr Marana

13 Lopez, Brandon 38 - 14  
Jr Pueblo Fall Score  
4 - 3

368  
13 Lopez, Brandon 38 - 14  
Jr Pueblo Fall Score  
4 - 3

368  
9 Velazquez, Jaxiel 32 - 18  
Sr Marana

Loser of Bout 121  
8 Johnaton Romero 14 - 13  
Fr Apollo

Loser of Bout 121  
8 Johnaton Romero 14 - 13  
Fr Apollo

368  
9 Velazquez, Jaxiel 32 - 18  
Sr Marana

Loser of Bout 121  
8 Johnaton Romero 14 - 13  
Fr Apollo

Loser of Bout 121  
8 Johnaton Romero 14 - 13  
Fr Apollo

368  
9 Velazquez, Jaxiel 32 - 18  
Sr Marana

Loser of Bout 121  
8 Johnaton Romero 14 - 13  
Fr Apollo

# 2006-2007 AHS State

*NT 119*

1	Islas, David	11 - 0
Sr	Pueblo	
	17	
16	BYE	

1	Islas, David	11 - 0
Sr	Pueblo	
	Fall Score	
	Bye	-

129

9	John Reyes	13 - 9
So	Sahuaro	
	18	

8	Nate Peterson	17 - 12
Jr	Willow Canyon	
	Fall Score	
	17 - 2	

8	Nate Peterson	16 - 12
Jr	Willow Canyon	

1	Islas, David	12 - 0
Sr	Pueblo	
	Fall Score	
	0:51	-

289

5	Jonnie Pareja	12 - 5
So	Prescott	
	19	

5	Jonnie Pareja	13 - 5
So	Prescott	
	Fall Score	
	11 - 6	

12	Anthony Denofre	29 - 13
Sr	Agua Fria	

130

13	Matt Pisciotta	31 - 8
Sr	Catalina Foot.	
	20	

4	Mike Mailloux	6 - 1
Jr	Saguaro	
	Fall Score	
	4:51	-

4	Mike Mailloux	5 - 1
Jr	Saguaro	

4	Mike Mailloux	7 - 1
Jr	Saguaro	
	Fall Score	
	10 - 8	

395

## Arizona AHS Div. 1 State Champion

3	Logan Glowacki	31 - 6
So	Cienega	
	21	

3	Logan Glowacki	32 - 6
So	Cienega	
	Fall Score	
	12 - 1	

14	Forrest Kellerman	11 - 10
Jr	Greenway	

131

11	Bryan Cady	11 - 12
Fr	Thunderbird	
	22	

6	Filbert, Scott	30 - 11
Fr	Ironwood Rdg.	
	Fall Score	
	10 - 2	

6	Filbert, Scott	29 - 11
Fr	Ironwood Rdg.	

6	Filbert, Scott	31 - 11
Fr	Ironwood Rdg.	
	Fall Score	
	7 - 4	

290

7	Trevor Bradley	18 - 13
So	McClintock	
	23	

7	Trevor Bradley	19 - 13
So	McClintock	
	Fall Score	
	10 - 7	

10	Gary Aanenson	23 - 13
Jr	Moon Valley	

132

15	Perez, King	12 - 11
Fr	Marana	
	24	

2	Brandon Horton	36 - 5
So	Lake Havasu	
	Fall Score	
	1:59	-

2	Brandon Horton	35 - 5
So	Lake Havasu	

1	Islas, David	13 - 0
Sr	Pueblo	
	Fall Score	
	7 - 2	

*Islas, David*

Sr	Pueblo	Fall Score
		16 - 0

Overall Record 14 - 0

4	Mike Mailloux	7 - 1
Jr	Saguaro	
	Fall Score	
	10 - 8	

2	Brandon Horton	38 - 5
So	Lake Havasu	
	Fall Score	
	11 - 10	

2	Brandon Horton	37 - 5
So	Lake Havasu	
	Fall Score	
	1:11	-

# Consolation Bracket

MS 119

16 BYE

133

9 John Reyes	14 - 10
So Sahuaro	Fall Score
	BYE -

9 John Reyes 13 - 10

So Sahuaro

233

Loser of Bout 132

7 Trevor Bradley	19 - 14
So McClintock	

7 Trevor Bradley 20 - 14

So McClintock Fall Score

1:31 -

12 Anthony Denofre 29 - 14

Sr Agua Fria

291

134

13 Matt Pisciotta	32 - 9
Sr Catalina Foot.	Fall Score
	6 - 4

13 Matt Pisciotta 31 - 9

Sr Catalina Foot.

234

Loser of Bout 131

3 Logan Glowacki	32 - 7
So Cienega	

3 Logan Glowacki 34 - 7

So Cienega Fall Score

2:12 -

3 Logan Glowacki 33 - 7

So Cienega Fall Score

13 - 0

3 Logan Glowacki 35 - 7

So Cienega	Fall Score
	6 - 4

Loser of Bout 289

4 Mike Mailloux	7 - 2
Jr Saguario	

14 Forrest Kellerman 11 - 11

Jr Greenway

369

135

14 Forrest Kellerman	12 - 11
Jr Greenway	Fall Score
	8 - 7

11 Bryan Cady 11 - 13

Fr Thunderbird

235

Loser of Bout 130

5 Jonnie Pareja	13 - 6
So Prescott	

Loser of Bout 290

6 Filbert, Scott	31 - 12
Fr Ironwood Rdg.	

5 Jonnie Pareja 14 - 6

So Prescott Fall Score

3 - 2

3 Logan Glowacki 36 - 7

So Cienega	Fall Score
	2:12 -

6 Filbert, Scott 32 - 12

Fr Ironwood Rdg.	Fall Score
	15 - 0

10 Gary Aanenson 23 - 14

Jr Moon Valley

292

136

10 Gary Aanenson	24 - 14
Jr Moon Valley	Fall Score
	7 - 4

15 Perez, King 12 - 12

Fr Marana

236

Loser of Bout 129

8 Nate Peterson	17 - 13
Jr Willow Canyon	

5 Jonnie Pareja 15 - 6

So Prescott Fall Score

14 - 2

4 Mike Mailloux 7 - 3

Jr Saguario	
	370

4 Mike Mailloux 8 - 3

Jr Saguario	Fall Score
	7 - 1

5 Jonnie Pareja 15 - 7

So Prescott	
-------------	--

# 2005-2006 4A State

*MT 125*

1	Dominguez, Steven	11 - 1
Jr	Pueblo	25
16	BYE	

1	Dominguez, Steven	11 - 1
Jr	Pueblo	Fall Score
		Bye -

9	Ryan Day	11 - 12
So	R.S.Kellis	26

9	Ryan Day	12 - 12
So	R.S.Kellis	Fall Score

8	Trent Streeter	7 - 9
Jr	Sahuaro	

		10 - 2
--	--	--------

5	Daniel Felix	16 - 7
Jr	Independence	27

5	Daniel Felix	17 - 7
Jr	Independence	Fall Score

12	My Tong	20 - 19
Sr	Catalina	

		DF -
--	--	------

13	Armando Arredondo	19 - 18
So	Agua Fria	28

4	Ryan Steele	6 - 1
Sr	Saguaro	Fall Score

4	Ryan Steele	5 - 1
Sr	Saguaro	

		8 - 5
--	--	-------

3	Anthony Monroy	29 - 9
Sr	Millennium	29

3	Anthony Monroy	30 - 9
Sr	Millennium	Fall Score

14	Colton Green	17 - 11
Jr	Prescott	

		12 - 6
--	--	--------

11	Tyler Custer	10 - 7
So	Thunderbird	30

6	Boggs, Nate	7 - 5
Fr	Ironwood Rdg.	Fall Score

6	Boggs, Nate	6 - 5
Fr	Ironwood Rdg.	

		5 - 4
--	--	-------

7	Grady Woods	4 - 13
Fr	Pinnacle	31

10	Hasib Dasitar	27 - 12
Sr	Moon Valley	Fall Score

10	Hasib Dasitar	26 - 12
Sr	Moon Valley	

		1:20 -
--	--	--------

15	Kent, Kevin	31 - 11
So	Marana	32

2	Adam Miles	23 - 4
Jr	Cienega	Fall Score

2	Adam Miles	22 - 4
Jr	Cienega	

		9 - 1
--	--	-------

1	Dominguez, Steven	12 - 1
Jr	Pueblo	Fall Score

		3:44 -
--	--	--------

5	Daniel Felix	19 - 7
Jr	Independence	Fall Score

		13 - 4
--	--	--------

5	Daniel Felix	18 - 7
Jr	Independence	Fall Score

		11 - 5
--	--	--------

2	Adam Miles	25 - 4
Jr	Cienega	Fall Score

		15 - 4
--	--	--------

3	Anthony Monroy	31 - 9
Sr	Millennium	Fall Score

		11 - 6
--	--	--------

2	Adam Miles	24 - 4
Jr	Cienega	Fall Score

		4:44 -
--	--	--------

## Arizona 4A Div. 1 State Champion

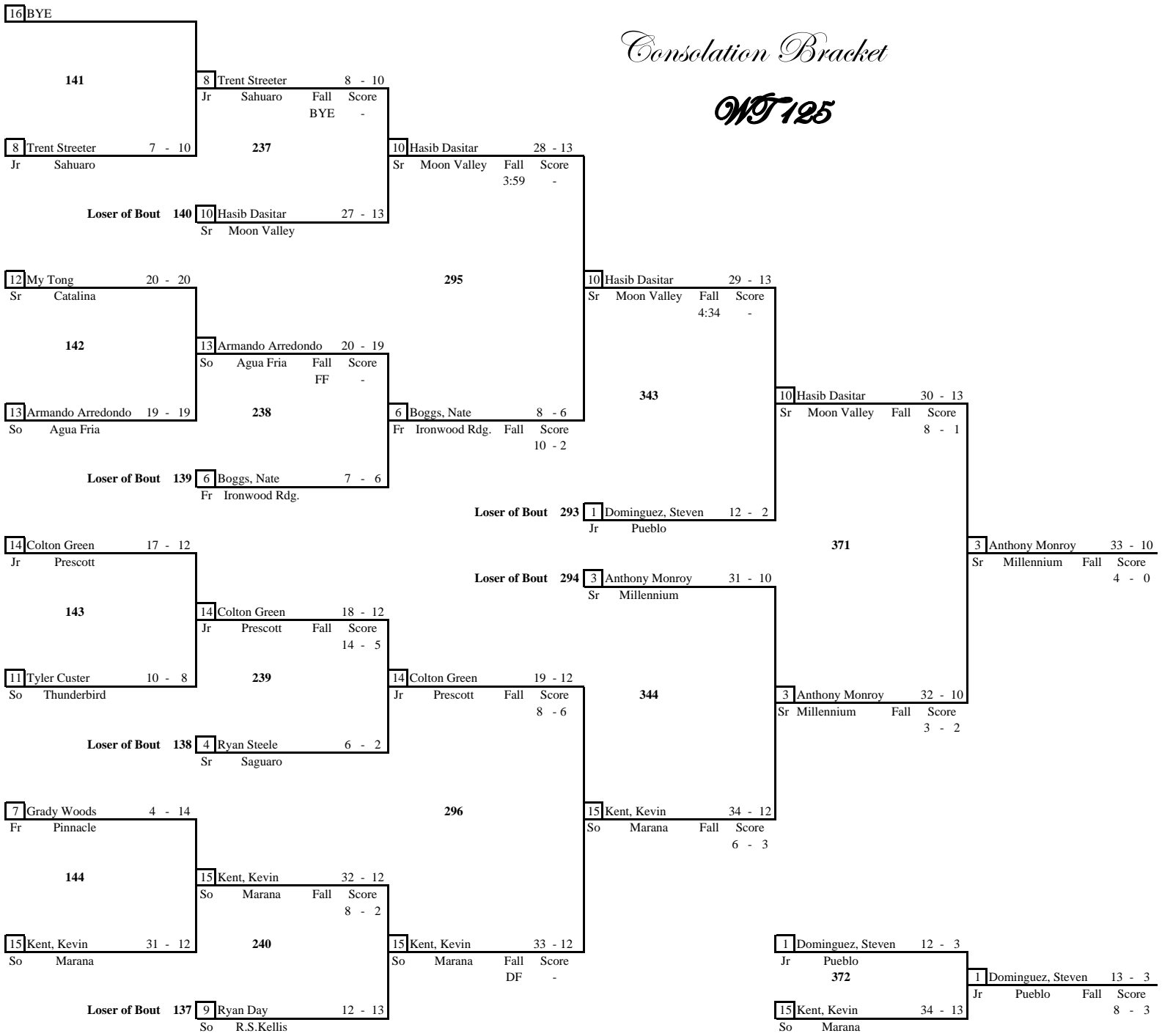
*Adam Miles*

Jr	Cienega	Fall Score
		15 - 4

Overall Record 26 - 4

# Consolation Bracket

MT 125



# 2006-2007 AHS State

*NT 130*

1	Zach Mainez	23 - 0
Sr	Thunderbird	
	33	
16	BYE	

1	Zach Mainez	23 - 0
Sr	Thunderbird	
	Fall Score	
	Bye	-

145

9	Gelinas, Nate	15 - 10
Sr	Ironwood Rdg.	
	34	

9	Gelinas, Nate	16 - 10
Sr	Ironwood Rdg.	
	Fall Score	
	9	- 1

8	Tatum Banayat	13 - 16
Fr	Moon Valley	

1	Zach Mainez	24 - 0
Sr	Thunderbird	
	Fall Score	
	10	- 2

297

5	Doug Stratton	19 - 4
Sr	Sahuaro	
	35	

5	Doug Stratton	20 - 4
Sr	Sahuaro	
	Fall Score	
	14	- 8

12	Justin Murrick	13 - 14
So	Greenway	

146

13	Robles, Robert	33 - 11
Sr	Pueblo	
	36	

4	Marquis Mitchell	22 - 3
Sr	Agua Fria	
	Fall Score	
	4:55	-

4	Marquis Mitchell	21 - 3
Sr	Agua Fria	

4	Marquis Mitchell	23 - 3
Sr	Agua Fria	
	Fall Score	
	17	- 7

397

## Arizona AHS Div. 1 State Champion

3	Trevor, Bourguet	42 - 3
So	Marana	
	37	

3	Trevor, Bourguet	43 - 3
So	Marana	
	Fall Score	
	3:15	-

14	Alfonso Robles	27 - 12
Sr	Nogales	

147

11	Kevin Davis	17 - 14
So	Millennium	
	38	

6	Vinny Bradley	39 - 2
Jr	McClintock	
	Fall Score	
	0:23	-

6	Vinny Bradley	38 - 2
Jr	McClintock	

6	Vinny Bradley	40 - 2
Jr	McClintock	
	Fall Score	
	1:17	-

298

7	Derrick Wade	14 - 11
Jr	Willow Canyon	
	39	

10	Jesus Bracamonte	6 - 4
So	Cienega	
	Fall Score	
	15	- 7

10	Jesus Bracamonte	5 - 4
So	Cienega	

148

15	Jake Ross	28 - 11
Jr	Pinnacle	
	40	

2	Jeremy Mazon	41 - 1
Sr	Prescott	
	Fall Score	
	17	- 2

2	Jeremy Mazon	40 - 1
Sr	Prescott	

1	Zach Mainez	25 - 0
Sr	Thunderbird	
	Fall Score	
	12	- 0

1	Zach Mainez	
Sr	Thunderbird	
	Fall Score	
	3	- 2
	Triple Overtime	
	Overall Record 26 - 0	

# Consolation Bracket

MT 130

16 BYE  
149

8 Tatum Banayat 14 - 17  
Fr Moon Valley Fall Score  
BYE -

8 Tatum Banayat 13 - 17  
Fr Moon Valley

241

10 Jesus Bracamonte 7 - 5  
So Cienega Fall Score  
7 - 3

Loser of Bout 148 10 Jesus Bracamonte 6 - 5  
So Cienega

12 Justin Murrick 13 - 15  
So Greenway

299

3 Trevor, Bourguet 45 - 4  
So Marana Fall Score  
7 - 1

150 13 Robles, Robert 34 - 12  
Sr Pueblo Fall Score  
10 - 2

13 Robles, Robert 33 - 12  
Sr Pueblo

242

3 Trevor, Bourguet 44 - 4  
So Marana Fall Score  
6 - 5

Loser of Bout 147 3 Trevor, Bourguet 43 - 4  
So Marana

14 Alfonso Robles 27 - 13  
Sr Nogales

Loser of Bout 297 4 Marquis Mitchell 23 - 4  
Sr Agua Fria

345 4 Marquis Mitchell 24 - 4  
Sr Agua Fria Fall Score  
2:19 -

151 14 Alfonso Robles 28 - 13  
Sr Nogales Fall Score  
12 - 2

11 Kevin Davis 17 - 15  
So Millennium

243

5 Doug Stratton 21 - 5  
Sr Sahuaro Fall Score  
17 - 3

Loser of Bout 146 5 Doug Stratton 20 - 5  
Sr Sahuaro

Loser of Bout 298 6 Vinny Bradley 40 - 3  
Jr McClintock

373 6 Vinny Bradley 42 - 3  
Jr McClintock Fall Score  
13 - 4

7 Derrick Wade 14 - 12  
Jr Willow Canyon

300

5 Doug Stratton 22 - 5  
Sr Sahuaro Fall Score  
3:42 -

152 15 Jake Ross 29 - 12  
Jr Pinnacle Fall Score  
7 - 6

15 Jake Ross 28 - 12  
Jr Pinnacle

244

9 Gelinas, Nate 17 - 11  
Sr Ironwood Rdg. Fall Score  
6 - 0

Loser of Bout 145 9 Gelinas, Nate 16 - 11  
Sr Ironwood Rdg.

374 3 Trevor, Bourguet 45 - 5  
So Marana

5 Doug Stratton 22 - 6  
Sr Sahuaro

5 Doug Stratton 23 - 6  
Sr Sahuaro Fall Score  
8 - 6

# 2006-2007 AHS State

*WT 135*

1	Mike Jablonski	27 - 6
Sr	Cienega	
	41	
16	BYE	

1	Mike Jablonski	27 - 6
Sr	Cienega	
	Fall Score	
	Bye	-

9	Nick Franzen	12 - 21
So	Millennium	
	42	

8	Blake Arland	28 - 12
Jr	Pinnacle	
	Fall Score	
	3:34	-

8	Blake Arland	27 - 12
Jr	Pinnacle	

301		
-----	--	--

1	Mike Jablonski	28 - 6
Sr	Cienega	
	Fall Score	
	7 - 0	

5	Cutright, Mark	24 - 6
Jr	Pueblo	
	43	

12	Daniel Muchang	21 - 15
Sr	Saguaro	
	Fall Score	
	12 - 3	

12	Daniel Muchang	20 - 15
Sr	Saguaro	

154		
-----	--	--

12	Daniel Muchang	22 - 15
Sr	Saguaro	
	Fall Score	
	10 - 3	

13	Cody Ferguson	13 - 9
So	Lake Havasu	
	44	

4	Ashton Lichlyter	36 - 6
Sr	Moon Valley	
	Fall Score	
	14 - 5	

4	Ashton Lichlyter	35 - 6
Sr	Moon Valley	

398		
-----	--	--

## Arizona AHS Div. 1 State Champion

3	Matthew Arismendez	12 - 2
So	Copper Canyon	
	45	

3	Matthew Arismendez	13 - 2
So	Copper Canyon	
	Fall Score	
	18 - 4	

14	Neal, Mike	16 - 11
Sr	Canyon del Oro	

155		
-----	--	--

11	O'Brien Bowen	12 - 13
So	Independence	
	46	

11	O'Brien Bowen	13 - 13
So	Independence	
	Fall Score	
	15 - 14	

6	Robert Seirano	18 - 15
So	Nogales	

302		
-----	--	--

3	Matthew Arismendez	14 - 2
So	Copper Canyon	
	Fall Score	
	2:47	-

7	Garrett Soto	18 - 10
Jr	Prescott	
	47	

10	Seamands, Yohan	24 - 10
Jr	Ironwood Rdg.	
	Fall Score	
	4:34	-

10	Seamands, Yohan	23 - 10
Jr	Ironwood Rdg.	

156		
-----	--	--

2	Ricky Abril	23 - 2
Sr	Thunderbird	
	Fall Score	
	12 - 4	

15	Carlos Castro	10 - 25
So	Amphi	
	48	

2	Ricky Abril	22 - 2
Sr	Thunderbird	
	Fall Score	
	21 - 5	

2	Ricky Abril	21 - 2
Sr	Thunderbird	

2	Ricky Abril	
Sr	Thunderbird	
	Fall Score	
	5:51	-
Overall Record 25 - 2		



# Consolation Bracket

MT 135

16 BYE

157

9 Nick Franzen 13 - 22  
So Millennium Fall Score  
BYE -

9 Nick Franzen 12 - 22  
So Millennium

245

10 Seamands, Yohan 25 - 11  
Jr Ironwood Rdg. Fall Score  
2:02 -

Loser of Bout 156

10 Seamands, Yohan 24 - 11  
Jr Ironwood Rdg.

5 Cutright, Mark 24 - 7  
Jr Pueblo

303

5 Cutright, Mark 27 - 7  
Jr Pueblo Fall Score  
10 - 4

158

5 Cutright, Mark 25 - 7  
Jr Pueblo Fall Score  
16 - 0

13 Cody Ferguson 13 - 10  
So Lake Havasu

246

5 Cutright, Mark 26 - 7  
Jr Pueblo Fall Score  
2:51 -

Loser of Bout 155

11 O'brien Bowen 13 - 14  
So Independence

Loser of Bout 301

12 Daniel Muchang 22 - 16  
Sr Saguaro

14 Neal, Mike 16 - 12  
Sr Canyon del Oro

159

375

12 Daniel Muchang 24 - 16  
Sr Saguaro Fall Score  
8 - 4

159

14 Neal, Mike 17 - 12  
Sr Canyon del Oro Fall Score  
4:42 -

Loser of Bout 302

3 Matthew Arismendez 14 - 3  
So Copper Canyon

6 Robert Seirano 18 - 16  
So Nogales

247

4 Ashton Lichlyter 37 - 7  
Sr Moon Valley Fall Score  
6 - 4

348

3 Matthew Arismendez 15 - 3  
So Copper Canyon Fall Score  
4 - 2

Loser of Bout 154

4 Ashton Lichlyter 36 - 7  
Sr Moon Valley

7 Garrett Soto 18 - 11  
Jr Prescott

304

4 Ashton Lichlyter 38 - 7  
Sr Moon Valley Fall Score  
5 - 2

160

15 Carlos Castro 11 - 26  
So Amphi Fall Score  
4:59 -

15 Carlos Castro 10 - 26  
So Amphi

248

8 Blake Arland 29 - 13  
Jr Pinnacle Fall Score  
6 - 4

5 Cutright, Mark 27 - 8  
Jr Pueblo

Loser of Bout 153

8 Blake Arland 28 - 13  
Jr Pinnacle

376

5 Cutright, Mark 28 - 8  
Jr Pueblo Fall Score  
6 - 4

4 Ashton Lichlyter 38 - 8  
Sr Moon Valley

# 2006-2007 AHS State

*WT 140*

1	Jaron Marigliano	45 - 3
Jr	Copper Canyon	
	<b>49</b>	
16	BYE	

1	Jaron Marigliano	45 - 3
Jr	Copper Canyon	
	<b>Fall Score</b>	
	Bye	-

9	Arlan Oliver	25 - 17
Sr	Cactus	
	<b>50</b>	

9	Arlan Oliver	26 - 17
Sr	Cactus	
	<b>Fall Score</b>	
		10 - 7

8	Daniel Cisneros	10 - 10
Sr	McClintock	

5	Garcia, Chase	16 - 17
Jr	Pueblo	
	<b>51</b>	

12	Seth Price	25 - 13
Jr	Pinnacle	
	<b>Fall Score</b>	
		3:21 -

12	Seth Price	24 - 13
Jr	Pinnacle	

13	Chris Eastin	33 - 5
So	Moon Valley	
	<b>52</b>	

4	Sterling Ford	27 - 6
Sr	Cienega	
	<b>Fall Score</b>	
		4 - 0

4	Sterling Ford	26 - 6
Sr	Cienega	

3	Ryan Donaldson	20 - 4
Sr	Prescott	
	<b>53</b>	

3	Ryan Donaldson	21 - 4
Sr	Prescott	
	<b>Fall Score</b>	
		1:21 -

14	Flores, Geovannie	17 - 6
So	Rincon	

11	Martin Cerney	11 - 9
Sr	Sahuaro	
	<b>54</b>	

6	Josh McDaniel	23 - 21
So	Agua Fria	
	<b>Fall Score</b>	
		2:54 -

6	Josh McDaniel	22 - 21
So	Agua Fria	

7	Bobby Brubaker	26 - 13
Sr	Nogales	
	<b>55</b>	

7	Bobby Brubaker	27 - 13
Sr	Nogales	
	<b>Fall Score</b>	
		9 - 7

10	Catallini, Brandon	2 - 2
Fr	Ironwood Rdg.	

15	Steve Taylor	3 - 3
So	Millennium	
	<b>56</b>	

2	David Leaphart	15 - 2
Sr	Thunderbird	
	<b>Fall Score</b>	
		0:43 -

2	David Leaphart	14 - 2
Sr	Thunderbird	

1	Jaron Marigliano	46 - 3
Jr	Copper Canyon	
	<b>Fall Score</b>	
		10 - 5

1	Jaron Marigliano	47 - 3
Jr	Copper Canyon	
	<b>Fall Score</b>	
		1:29 -

4	Sterling Ford	28 - 6
Sr	Cienega	
	<b>Fall Score</b>	
		2:56 -

4	Sterling Ford	27 - 6
Sr	Cienega	
	<b>Fall Score</b>	
		4 - 0

3	Ryan Donaldson	22 - 4
Sr	Prescott	
	<b>Fall Score</b>	
		3:47 -

2	David Leaphart	17 - 2
Sr	Thunderbird	
	<b>Fall Score</b>	
		15 - 4

2	David Leaphart	16 - 2
Sr	Thunderbird	
	<b>Fall Score</b>	
		17 - 2

## Arizona AHS Div. 1 State Champion

2	<i>David Leaphart</i>	
Sr	Thunderbird	
	<b>Fall Score</b>	
		1:05 -
		Overall Record 18 - 2

# Consolation Bracket

MT 140

16 BYE

165

8 Daniel Cisneros 11 - 11  
Sr McClintock Fall Score  
BYE -

8 Daniel Cisneros 10 - 11  
Sr McClintock

249

Loser of Bout 164 7 Bobby Brubaker 27 - 14  
Sr Nogales

5 Garcia, Chase 16 - 18  
Jr Pueblo

166

13 Chris Eastin 34 - 6  
So Moon Valley Fall Score  
3:38 -

13 Chris Eastin 33 - 6  
So Moon Valley

250

Loser of Bout 163 6 Josh McDaniel 23 - 22  
So Agua Fria

14 Flores, Geovannie 17 - 7  
So Rincon

167

14 Flores, Geovannie 18 - 7  
So Rincon Fall Score  
10 - 8

11 Martin Cerney 11 - 10  
Sr Sahuaro

251

Loser of Bout 162 12 Seth Price 25 - 14  
Jr Pinnacle

10 Catalini, Brandon 2 - 3  
Fr Ironwood Rdg.

168

15 Steve Taylor 4 - 4  
So Millennium Fall Score  
5 - 4

15 Steve Taylor 3 - 4  
So Millennium

252

Loser of Bout 161 9 Arlan Oliver 26 - 18  
Sr Cactus

7 Bobby Brubaker 28 - 14  
Sr Nogales Fall Score  
9 - 3

307

7 Bobby Brubaker 29 - 14  
Sr Nogales Fall Score  
4 - 1

13 Chris Eastin 35 - 6  
So Moon Valley Fall Score  
9 - 4

349

Loser of Bout 305 4 Sterling Ford 28 - 7  
Sr Cienega

4 Sterling Ford 29 - 7  
Sr Cienega Fall Score  
14 - 1

Loser of Bout 306 3 Ryan Donaldson 22 - 5  
Sr Prescott

377

3 Ryan Donaldson 24 - 5  
Sr Prescott Fall Score  
3:31 -

12 Seth Price 26 - 14  
Jr Pinnacle Fall Score  
12 - 2

350

3 Ryan Donaldson 23 - 5  
Sr Prescott Fall Score  
2:27 -

308

15 Steve Taylor 6 - 4  
So Millennium Fall Score  
15 - 12

15 Steve Taylor 5 - 4  
So Millennium Fall Score  
2:11 -

7 Bobby Brubaker 29 - 15  
Sr Nogales

378

15 Steve Taylor 6 - 5  
So Millennium

7 Bobby Brubaker 30 - 15  
Sr Nogales Fall Score  
3:56 -

# 2006-2007 AHS State

*NT 145*

1	James Eastin	34 - 4
Sr	Moon Valley	57
16	BYE	

1	James Eastin	34 - 4
Sr	Moon Valley	Fall Score
		Bye -

9	Kyle Carfagna	7 - 10
Sr	Pinnacle	58

9	Kyle Carfagna	8 - 10
Sr	Pinnacle	Fall Score
		10 - 5

8	Brian Espinoza	11 - 12
Jr	Agua Fria	

5	Preciado, Cristhian	18 - 9
Sr	Pueblo	59

5	Preciado, Cristhian	19 - 9
Sr	Pueblo	Fall Score
		14 - 6

12	Lamar Gaither	13 - 6
Jr	R.S.Kellis	

13	Isiah McCoy	18 - 16
Sr	McClintock	60

4	Curtis Hand	23 - 7
Sr	Amphi	Fall Score
		5:11 -

4	Curtis Hand	22 - 7
Sr	Amphi	

3	Darius Graham	15 - 3
Jr	Thunderbird	61

3	Darius Graham	16 - 3
Jr	Thunderbird	Fall Score
		14 - 2

14	Smith, Zack	17 - 15
So	Ironwood Rdg.	

11	Steven Valencia	16 - 13
Sr	Nogales	62

6	Michael Gartner	19 - 8
Jr	Greenway	Fall Score
		21 - 6

6	Michael Gartner	18 - 8
Jr	Greenway	

7	Ryan May	25 - 10
Jr	Cienega	63

7	Ryan May	26 - 10
Jr	Cienega	Fall Score
		DF -

10	Wilton, Garret	15 - 3
Sr	Canyon del Oro	

15	Max Payne	32 - 8
So	Prescott	64

2	Daniel Iribe	47 - 2
Jr	Copper Canyon	Fall Score
		9 - 8

2	Daniel Iribe	46 - 2
Jr	Copper Canyon	

1	James Eastin	35 - 4
Sr	Moon Valley	Fall Score
		0:36 -

1	James Eastin	36 - 4
Sr	Moon Valley	Fall Score
		2 - 1

5	Preciado, Cristhian	20 - 9
Sr	Pueblo	Fall Score
		4 - 2

1	James Eastin	
Sr	Moon Valley	Fall Score
		7 - 4

3	Darius Graham	17 - 3
Jr	Thunderbird	Fall Score
		5 - 2

3	Darius Graham	18 - 3
Jr	Thunderbird	Fall Score
		10 - 5

2	Daniel Iribe	48 - 2
Jr	Copper Canyon	Fall Score
		4:36 -

## Arizona AHS Div. 1 State Champion

1	James Eastin	
Sr	Moon Valley	Fall Score
		7 - 4
		Overall Record 37 - 4

169

309

170

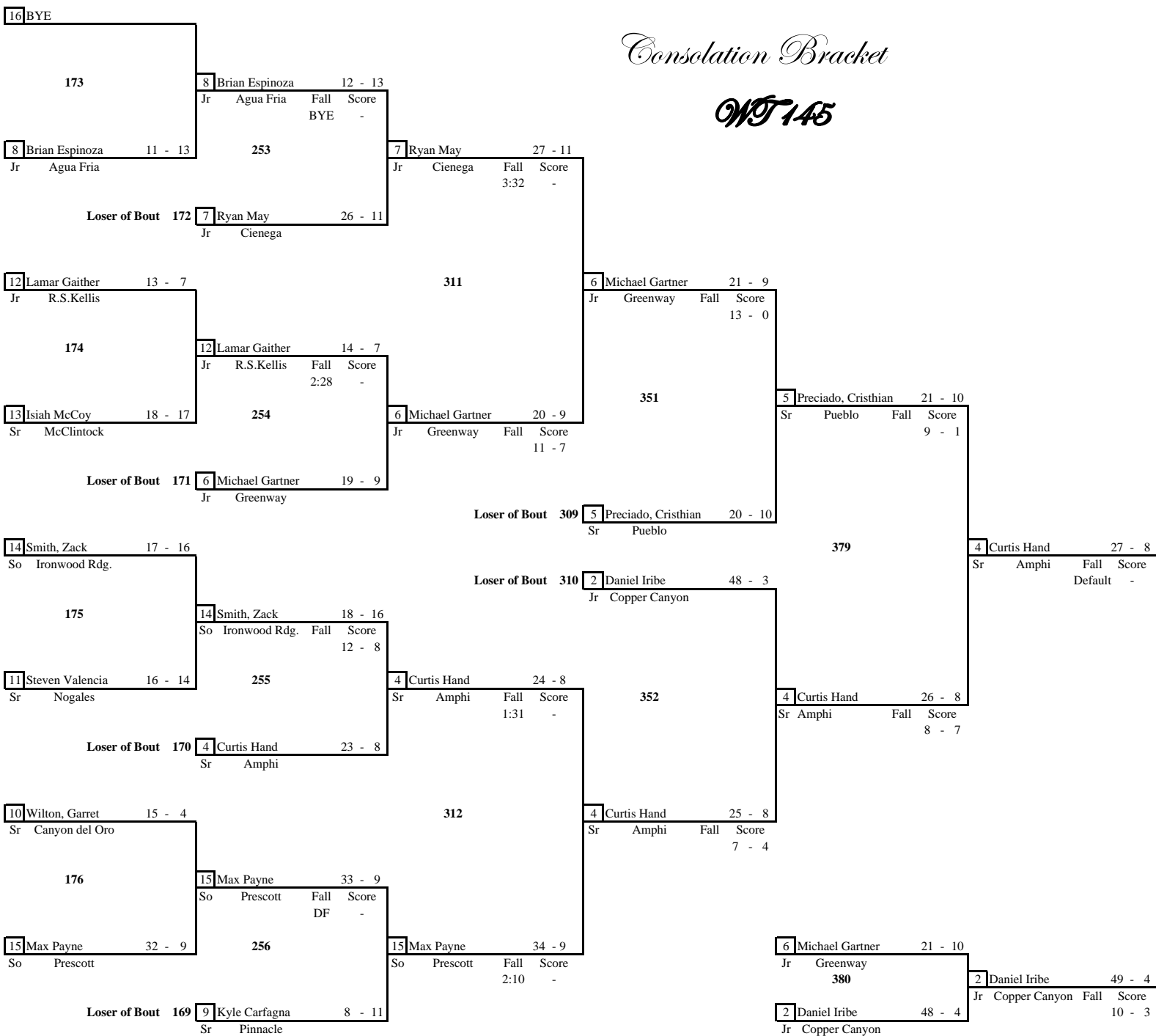
400

310

172

# Consolation Bracket

*MT 145*



# 2006-2007 4A State

*WT 152*

1	Jimmy Lee	9 - 0
Sr	Apollo	65
16	BYE	

1	Jimmy Lee	9 - 0
Sr	Apollo	Fall Score
		Bye -

9	Campbell, Kyle	14 - 4
Sr	Canyon del Oro	66

9	Campbell, Kyle	15 - 4
Sr	Canyon del Oro	Fall Score
		3:30 -

8	Emilio Veramontez	23 - 17
Jr	Amphi	

1	Jimmy Lee	10 - 0
Sr	Apollo	Fall Score
		0:56 -

313

4	Adam Torres	25 - 5
Jr	Thunderbird	Fall Score
		4:43 -

5	Zach Peterson	5 - 5
Sr	Willow Canyon	67

12	Brandon Homer	31 - 10
Sr	Cienega	Fall Score
		DF -

12	Brandon Homer	30 - 10
Sr	Cienega	

178

4	Adam Torres	24 - 5
Jr	Thunderbird	Fall Score
		3 - 0

13	Lane, Cole	1 - 0
Sr	Rincon	68

4	Adam Torres	23 - 5
Jr	Thunderbird	Fall Score
		8 - 4

401

4	Adam Torres	22 - 5
Jr	Thunderbird	

## Arizona 4A Div. 1 State Champion

4	Adam Torres	
Jr	Thunderbird	Fall Score
		7 - 5

Overall Record 26 - 5

3	Extract, Steve	25 - 3
Jr	Ironwood Rdg.	69

3	Extract, Steve	26 - 3
Jr	Ironwood Rdg.	Fall Score
		4:35 -

14	Randall Maxwell	8 - 3
Jr	Copper Canyon	

179

6	David Workman	36 - 12
Sr	Moon Valley	Fall Score
		1:36 -

11	Colin Keleher	29 - 6
Sr	Pinnacle	70

6	David Workman	35 - 12
Sr	Moon Valley	Fall Score
		12 - 6

6	David Workman	34 - 12
Sr	Moon Valley	

314

2	Billy Morris	38 - 2
Sr	Catalina Foot.	Fall Score
		11 - 3

7	Adam Carey	24 - 5
Jr	Saguaro	71

7	Adam Carey	25 - 5
Jr	Saguaro	Fall Score
		15 - 5

10	Luis Gonzales	14 - 15
Jr	Agua Fria	

180

2	Billy Morris	37 - 2
Sr	Catalina Foot.	Fall Score
		10 - 2

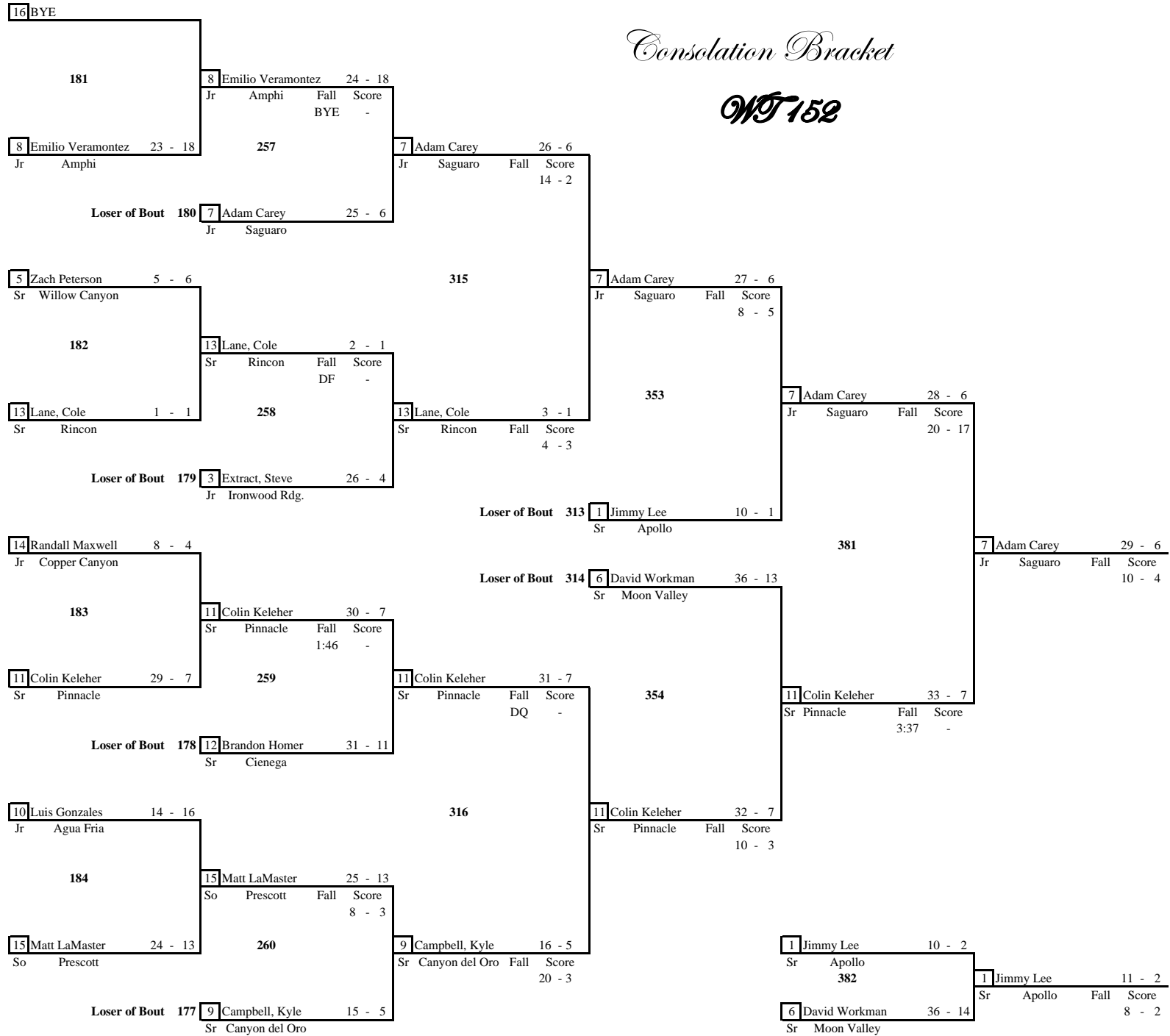
15	Matt LaMaster	24 - 12
So	Prescott	72

2	Billy Morris	36 - 2
Sr	Catalina Foot.	Fall Score
		3:34 -

2	Billy Morris	35 - 2
Sr	Catalina Foot.	

# Consolation Bracket

MT 152



# 2006-2007 AHS State

*MS 160*

1	Michael Walton	36 - 3
Jr	Lake Havasu	
	73	
16	BYE	

1	Michael Walton	36 - 3
Jr	Lake Havasu	
	Fall Score	
	Bye	-

9	Will Nevels	23 - 19
Sr	Catalina	
	74	

8	Franklin, Tyler	26 - 19
Sr	Marana	
	Fall Score	
	4 - 2	

8	Franklin, Tyler	25 - 19
Sr	Marana	

5	Trevor Johnson	12 - 6
	Saguaro	
	75	

12	Malboeuf, Travis	27 - 5
Jr	Rincon	
	Fall Score	
	5 - 0	

12	Malboeuf, Travis	26 - 5
Jr	Rincon	

13	Carlos Navarro	24 - 10
Jr	Nogales	
	76	

4	Anthony Moya	24 - 6
So	Moon Valley	
	Fall Score	
	6 - 0	

4	Anthony Moya	23 - 6
So	Moon Valley	

3	Orson Lor	36 - 6
Jr	Amphi	
	77	

3	Orson Lor	37 - 6
Jr	Amphi	
	Fall Score	
	2:40	-

14	Justin Schmidgall	12 - 16
So	Pinnacle	

11	James Lain	23 - 14
So	Prescott	
	78	

11	James Lain	24 - 14
So	Prescott	
	Fall Score	
	7 - 2	

6	Andy Chavez	5 - 5
Jr	Copper Canyon	

7	Kenden Hatch	31 - 7
Jr	Cactus	
	79	

7	Kenden Hatch	32 - 7
Jr	Cactus	
	Fall Score	
	7 - 2	

10	Michel Espinoza	20 - 10
Jr	McClintock	

15	Mike Dzurak	15 - 18
Sr	Agua Fria	
	80	

2	Plaisted, Andre	15 - 2
Jr	Canyon del Oro	
	Fall Score	
	2:39	-

2	Plaisted, Andre	14 - 2
Jr	Canyon del Oro	

1	Michael Walton	37 - 3
Jr	Lake Havasu	
	Fall Score	
	2 - 0	

12	Malboeuf, Travis	29 - 5
Jr	Rincon	
	Fall Score	
	4 - 3	

12	Malboeuf, Travis	28 - 5
Jr	Rincon	
	Fall Score	
	4 - 2	

3	Orson Lor	38 - 6
Jr	Amphi	
	Fall Score	
	2:42	-

3	Orson Lor	38 - 6
Jr	Amphi	
	Fall Score	
	2:42	-

3	Orson Lor	39 - 6
Jr	Amphi	
	Fall Score	
	11 - 6	

2	Plaisted, Andre	16 - 2
Jr	Canyon del Oro	
	Fall Score	
	2:56	-

## Arizona AHS Div. 1 State Champion

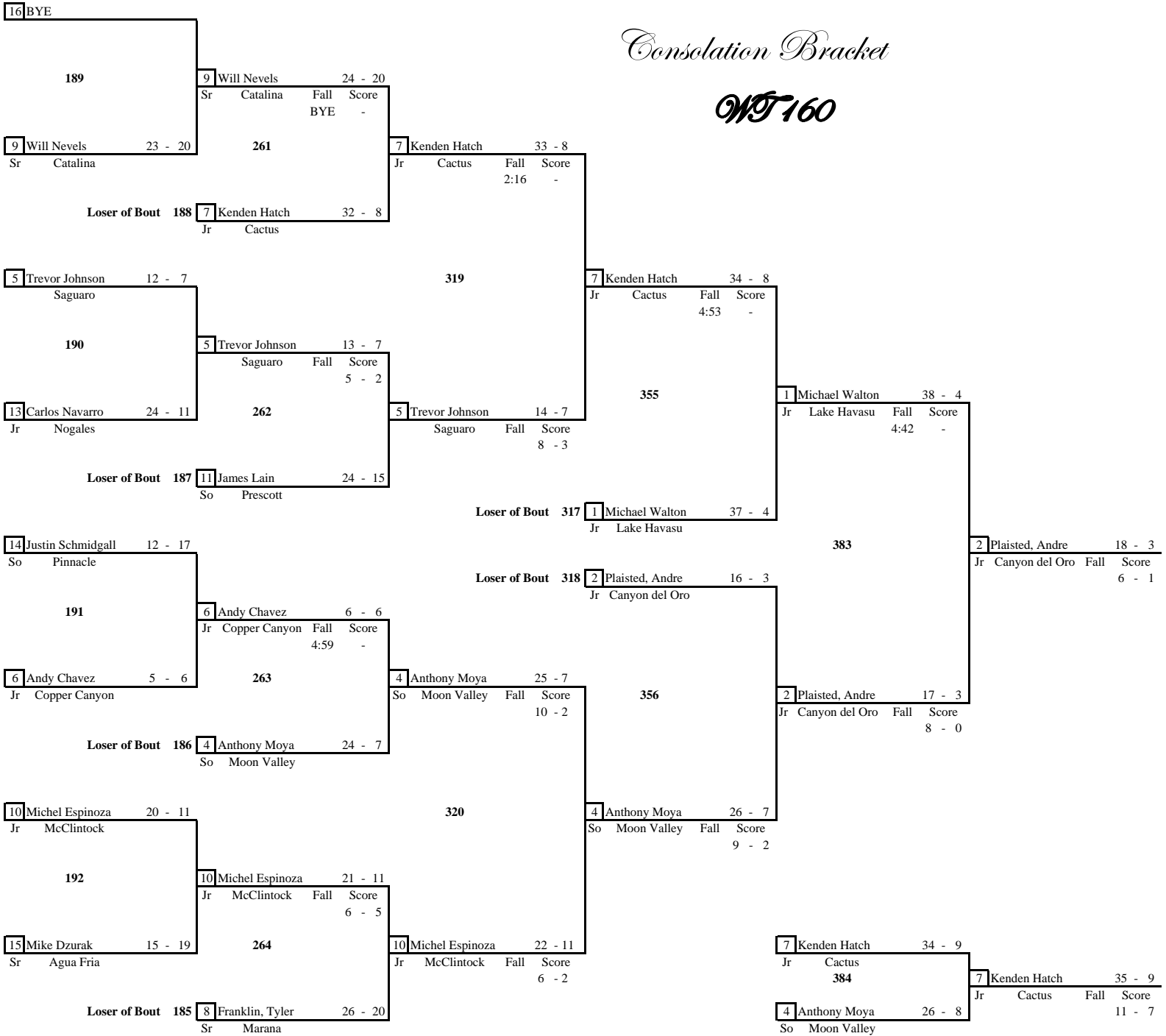
3	Orson Lor	
Jr	Amphi	
	Fall Score	
	4 - 3	

Overall Record 40 - 6



# Consolation Bracket

MT 160



# 2006-2007 AHS State

*MS 171*

1	Rashad Davis	42 - 5
Jr	Copper Canyon	
	<b>81</b>	
16	BYE	

1	Rashad Davis	42 - 5
Jr	Copper Canyon	
	<b>Fall Score</b>	
	Bye	-

9	Nick Murry	17 - 20
Jr	Moon Valley	
	<b>82</b>	
8	Tress, Tom	21 - 12
Sr	Canyon del Oro	

9	Nick Murry	18 - 20
Jr	Moon Valley	
	<b>Fall Score</b>	
		4 - 3

5	Adam Cherrington	10 - 4
Jr	Pinnacle	
	<b>83</b>	
12	Roberts, Adam	22 - 4
Sr	Sabino	

12	Roberts, Adam	23 - 4
Sr	Sabino	
	<b>Fall Score</b>	
		10 - 5

13	Luis Gaerra	13 - 9
Jr	Independence	
	<b>84</b>	
4	Zoar Morales	35 - 7
Jr	Catalina	

4	Zoar Morales	36 - 7
Jr	Catalina	
	<b>Fall Score</b>	
		5:28 -

3	Jacob Jarvis	22 - 4
So	Prescott	
	<b>85</b>	
14	Ben Bisgard	2 - 1
	Saguaro	

3	Jacob Jarvis	23 - 4
So	Prescott	
	<b>Fall Score</b>	
		3:54 -

11	Josh Maruffo	37 - 11
Sr	Sahuaro	
	<b>86</b>	
6	Joey Cota	16 - 10
Jr	Willow Canyon	

11	Josh Maruffo	38 - 11
Sr	Sahuaro	
	<b>Fall Score</b>	
		4:42 -

7	Fernando Martinez	27 - 7
Sr	Nogales	
	<b>87</b>	
10	Hayden Tippet	10 - 13
Fr	McClintock	

7	Fernando Martinez	28 - 7
Sr	Nogales	
	<b>Fall Score</b>	
		10 - 7

15	Josh Googins	23 - 17
So	Millennium	
	<b>88</b>	
2	Lopez, Robert	7 - 1
Sr	Pueblo	

2	Lopez, Robert	8 - 1
Sr	Pueblo	
	<b>Fall Score</b>	
		2:41 -

1	Rashad Davis	43 - 5
Jr	Copper Canyon	
	<b>Fall Score</b>	
		12 - 6

1	Rashad Davis	44 - 5
Jr	Copper Canyon	
	<b>Fall Score</b>	
		4 - 3

4	Zoar Morales	37 - 7
Jr	Catalina	
	<b>Fall Score</b>	
		14 - 7

4	Zoar Morales	36 - 7
Jr	Catalina	
	<b>Fall Score</b>	
		5:28 -

2	Lopez, Robert	10 - 1
Sr	Pueblo	
	<b>Fall Score</b>	
		2:38 -

3	Jacob Jarvis	24 - 4
So	Prescott	
	<b>Fall Score</b>	
		12 - 7

3	Jacob Jarvis	24 - 4
So	Prescott	
	<b>Fall Score</b>	
		12 - 7

2	Lopez, Robert	9 - 1
Sr	Pueblo	
	<b>Fall Score</b>	
		3:59 -

2	Lopez, Robert	9 - 1
Sr	Pueblo	
	<b>Fall Score</b>	
		3:59 -

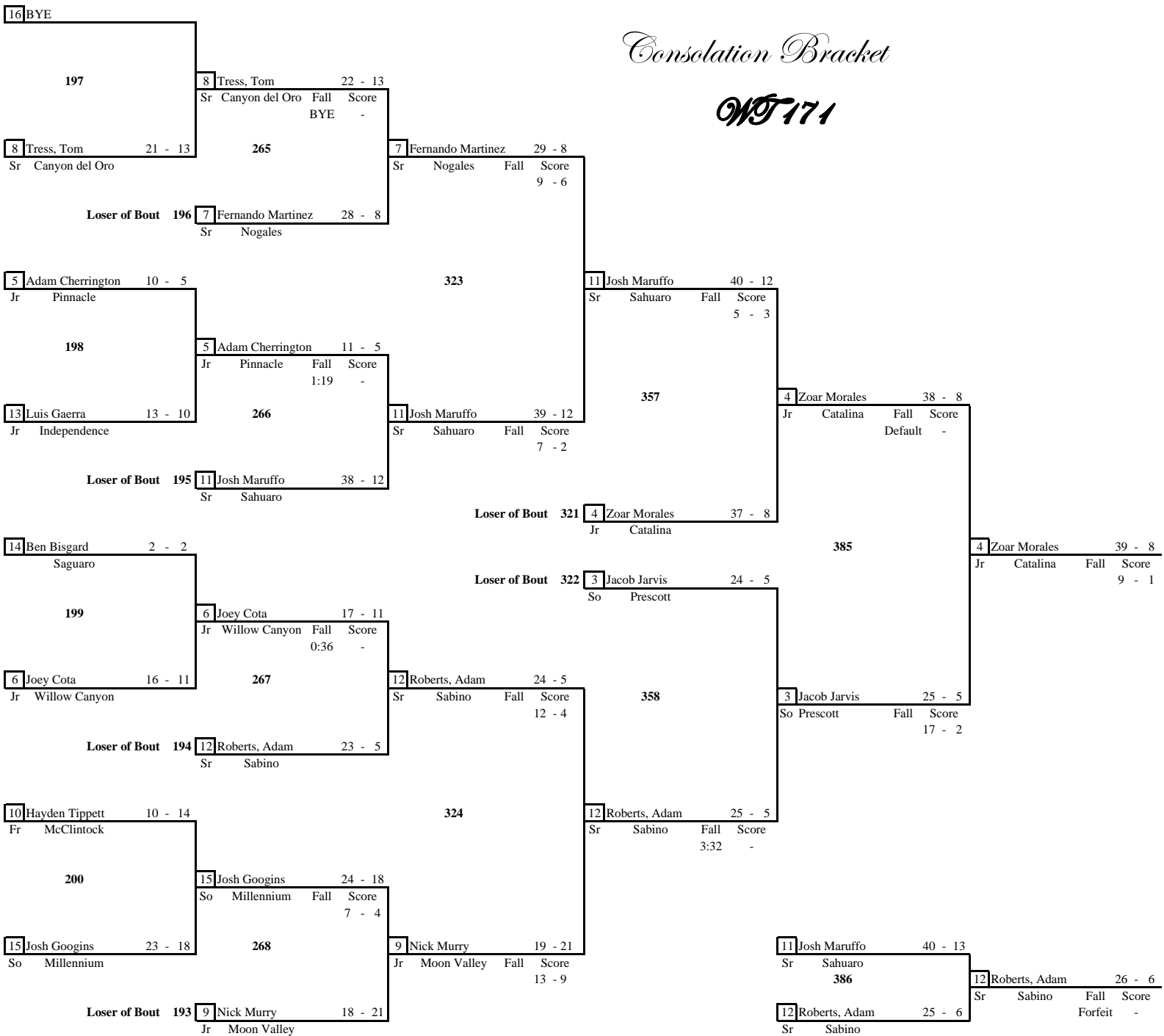
*Arizona AHS Div. 1 State Champion*

2	Lopez, Robert	10 - 1
Sr	Pueblo	
	<b>Fall Score</b>	
		6 - 3

Overall Record 11 - 1

# Consolation Bracket

MS 171



# 2006-2007 4A State

1	Diego Bencomo	21 - 0
Jr	Independence	
	<b>89</b>	
16	BYE	

1	Diego Bencomo	21 - 0
Jr	Independence	
	<b>Fall Score</b>	
	Bye	-

201

9	Easton White	6 - 13
Jr	Chaparral	
	<b>90</b>	

8	Parish, Josh	14 - 8
Jr	Canyon del Oro	
	<b>Fall Score</b>	
	0.13	-

8	Parish, Josh	13 - 8
Jr	Canyon del Oro	

1	Diego Bencomo	22 - 0
Jr	Independence	
	<b>Fall Score</b>	
	2:00	-

NT 189

325

5	Roy Horstman	23 - 8
Jr	Lake Havasu	
	<b>91</b>	

12	Yrube, Mario	19 - 10
Sr	Pueblo	
	<b>Fall Score</b>	
	FF	-

12	Yrube, Mario	18 - 10
Sr	Pueblo	

202

13	Pat Sparks	6 - 3
Jr	Thunderbird	
	<b>92</b>	

4	Vince Alentado	41 - 4
Sr	Catalina Foot.	
	<b>Fall Score</b>	
	3:19	-

4	Vince Alentado	40 - 4
Sr	Catalina Foot.	

4	Vince Alentado	42 - 4
Sr	Catalina Foot.	
	<b>Fall Score</b>	
	7 - 5	

404

## Arizona 4A Div. 1 State Champion

3	Sean Land	33 - 3
Jr	Pinnacle	
	<b>93</b>	

3	Sean Land	34 - 3
Jr	Pinnacle	
	<b>Fall Score</b>	
	5:22	-

14	Dominique Dennis	28 - 19
Jr	Copper Canyon	

203

11	Hassib Kushkaki	12 - 11
Jr	Catalina	
	<b>94</b>	

6	Ben Monarrez	38 - 11
So	Cactus	
	<b>Fall Score</b>	
	9 - 2	

6	Ben Monarrez	37 - 11
So	Cactus	

3	Sean Land	35 - 3
Jr	Pinnacle	
	<b>Fall Score</b>	
	17 - 2	

326

7	Bobby Vargas	29 - 9
Jr	Amphi	
	<b>95</b>	

7	Bobby Vargas	30 - 9
Jr	Amphi	
	<b>Fall Score</b>	
	13 - 3	

10	Chris Huber	15 - 11
So	Willow Canyon	

204

15	Justin Busto	7 - 6
Sr	Greenway	
	<b>96</b>	

15	Justin Busto	8 - 6
Sr	Greenway	
	<b>Fall Score</b>	
	3 - 1	

2	Moreno, Michael	2 - 0
Jr	Marana	

15	Justin Busto	9 - 6
Sr	Greenway	
	<b>Fall Score</b>	
	12 - 4	

Diego Bencomo

Jr	Independence	<b>Fall Score</b>
		10 - 2
Overall Record 24 - 0		

# Consolation Bracket

MS 189

16 BYE

205  
9 Easton White 6 - 14  
Jr Chaparral

9 Easton White 7 - 14  
Jr Chaparral Fall Score  
BYE -

Loser of Bout 204

7 Bobby Vargas 30 - 10  
Jr Amphi

5 Roy Horstman 23 - 9  
Jr Lake Havasu

327

206  
13 Pat Sparks 6 - 4  
Jr Thunderbird

13 Pat Sparks 7 - 4  
Jr Thunderbird Fall Score  
FF -

Loser of Bout 203

6 Ben Monarrez 38 - 12  
So Cactus

14 Dominique Dennis 28 - 20  
Jr Copper Canyon

326

207  
11 Hassib Kushkaki 12 - 12  
Jr Catalina

14 Dominique Dennis 29 - 20  
Jr Copper Canyon Fall Score  
2:32 -

Loser of Bout 202

12 Yribe, Mario 19 - 11  
Sr Pueblo

10 Chris Huber 15 - 12  
So Willow Canyon

328

208  
2 Moreno, Michael 2 - 1  
Jr Marana

2 Moreno, Michael 3 - 1  
Jr Marana Fall Score  
5 - 0

Loser of Bout 201

8 Parish, Josh 14 - 9  
Jr Canyon del Oro

7 Bobby Vargas 31 - 10  
Jr Amphi Fall Score  
4:17 -

7 Bobby Vargas 32 - 10  
Jr Amphi Fall Score  
10 - 1

6 Ben Monarrez 39 - 12  
So Cactus Fall Score  
7 - 4

Loser of Bout 325

4 Vince Alentado 42 - 5  
Sr Catalina Foot.

Loser of Bout 326

15 Justin Busto 9 - 7  
Sr Greenway

14 Dominique Dennis 30 - 20  
Jr Copper Canyon Fall Score  
DF -

2 Moreno, Michael 5 - 1  
Jr Marana Fall Score  
4:29 -

2 Moreno, Michael 4 - 1  
Jr Marana Fall Score  
1:38 -

7 Bobby Vargas 33 - 10  
Jr Amphi Fall Score  
4 - 2

387

2 Moreno, Michael 6 - 1  
Jr Marana Fall Score  
5 - 2

2 Moreno, Michael 5 - 1  
Jr Marana Fall Score  
4:29 -

4 Vince Alentado 42 - 6  
Sr Catalina Foot.

15 Justin Busto 9 - 8  
Sr Greenway

7 Bobby Vargas 33 - 10  
Jr Amphi Fall Score  
4 - 2

7 Bobby Vargas 34 - 10  
Jr Amphi Fall Score  
3 - 2

2 Moreno, Michael 6 - 1  
Jr Marana Fall Score  
5 - 2

4 Vince Alentado 42 - 6  
Sr Catalina Foot.

15 Justin Busto 9 - 8  
Sr Greenway

4 Vince Alentado 43 - 6  
Sr Catalina Foot. Fall Score  
7 - 6

# 2006-2007 AHS State

1	Mack Surrell	26 - 1
Sr	Thunderbird	
	<b>97</b>	
16	BYE	

1	Mack Surrell	26 - 1
Sr	Thunderbird	
	<b>Fall Score</b>	
	Bye	-

209

9	Rafael Reyes	13 - 10
Sr	Nogales	
	<b>98</b>	

8	Rodriguez, Francisco	8 - 9
Sr	Pueblo	
	<b>Fall Score</b>	
		13 - 9

8	Rodriguez, Francisco	7 - 9
Sr	Pueblo	

1	Mack Surrell	27 - 1
Sr	Thunderbird	
	<b>Fall Score</b>	
		1:43 -

NT215

329

5	John Strawther	17 - 7
Sr	Millennium	
	<b>99</b>	

12	Barron, Mike	32 - 6
Sr	Canyon del Oro	
	<b>Fall Score</b>	
		3:19 -

12	Barron, Mike	31 - 6
Sr	Canyon del Oro	

210

4	Dominic Jones	18 - 2
Jr	Independence	
	<b>Fall Score</b>	
		23 - 21

13	Michael Grossman	26 - 8
Sr	Catalina Foot.	
	<b>100</b>	

4	Dominic Jones	17 - 2
Jr	Independence	
	<b>Fall Score</b>	
		9 - 4

4	Dominic Jones	16 - 2
Jr	Independence	

405

## Arizona AHS Div. 1 State Champion

3	Carlos Reyes	29 - 3
Sr	Sahuaro	
	<b>101</b>	

3	Carlos Reyes	30 - 3
Sr	Sahuaro	
	<b>Fall Score</b>	
		10 - 2

14	Mike Liguori-Reid	17 - 9
Sr	Willow Canyon	

211

11	Nick Thurman	5 - 1
	Apollo	
	<b>Fall Score</b>	
		3 - 1

11	Nick Thurman	3 - 1
	Apollo	
	<b>102</b>	

11	Nick Thurman	4 - 1
	Apollo	
	<b>Fall Score</b>	
		5 - 3

6	Riley Woods	25 - 9
Jr	Pinnacle	

330

2	Reichert, Eric	5 - 0
Jr	Ironwood Rdg.	
	<b>Fall Score</b>	
		3:08 -

7	Apollo Ford	33 - 13
So	Cactus	
	<b>103</b>	

10	Tim Hullaby	43 - 7
Jr	Copper Canyon	
	<b>Fall Score</b>	
		FF -

10	Tim Hullaby	42 - 7
Jr	Copper Canyon	

212

2	Reichert, Eric	4 - 0
Jr	Ironwood Rdg.	
	<b>Fall Score</b>	
		5 - 3

15	BYE	-
	<b>104</b>	

2	Reichert, Eric	3 - 0
Jr	Ironwood Rdg.	
	<b>Fall Score</b>	
		BYE -

2	Reichert, Eric	2 - 0
Jr	Ironwood Rdg.	

1	Mack Surrell	
Sr	Thunderbird	
	<b>Fall Score</b>	
		3 - 2
		Overall Record 29 - 1

# Consolation Bracket

9/19/21

16 BYE

213

9	Rafael Reyes	14 - 11
Sr	Nogales	Fall Score
		BYE -

9	Rafael Reyes	13 - 11
Sr	Nogales	

273

10	Tim Hullaby	44 - 8
Jr	Copper Canyon	Fall Score
		4:21 -

Loser of Bout 212 10 Tim Hullaby 43 - 8  
Jr Copper Canyon

5	John Strawther	17 - 8
Sr	Millennium	

214

13	Michael Grossman	27 - 9
Sr	Catalina Foot.	Fall Score
		0:54 -

13	Michael Grossman	26 - 9
Sr	Catalina Foot.	

274

3	Carlos Reyes	31 - 4
Sr	Sahuaro	Fall Score
		6 - 3

Loser of Bout 211 3 Carlos Reyes 30 - 4  
Sr Sahuaro

331

3	Carlos Reyes	32 - 4
Sr	Sahuaro	Fall Score
		2:59 -

361

4	Dominic Jones	19 - 3
Jr	Independence	Fall Score
		2:30 -

Loser of Bout 329 4 Dominic Jones 18 - 3  
Jr Independence

14	Mike Liguori-Reid	17 - 10
Sr	Willow Canyon	

215

6	Riley Woods	26 - 10
Jr	Pinnacle	Fall Score
		1:55 -

6	Riley Woods	25 - 10
Jr	Pinnacle	

275

6	Riley Woods	27 - 10
Jr	Pinnacle	Fall Score
		10 - 1

Loser of Bout 210 12 Barron, Mike 32 - 7  
Sr Canyon del Oro

Loser of Bout 330 11 Nick Thurman 5 - 2  
Jr Apollo

389

4	Dominic Jones	20 - 3
Jr	Independence	Fall Score
		0:50 -

7	Apollo Ford	33 - 14
So	Cactus	

216

15	BYE	### - ###
		Fall Score
		FF -

15	BYE	- ###
----	-----	-------

276

8	Rodriguez, Francisco	9 - 10
Sr	Pueblo	Fall Score
		FF -

Loser of Bout 209 8 Rodrigue, Francisco 8 - 10  
Sr Pueblo

6	Riley Woods	28 - 10
Jr	Pinnacle	Fall Score
		12 - 4

362

11	Nick Thurman	6 - 2
	Apollo	Fall Score
		8 - 6

3	Carlos Reyes	32 - 5
Sr	Sahuaro	

390

6	Riley Woods	29 - 11
Jr	Pinnacle	Fall Score
		13 - 5

6	Riley Woods	28 - 11
Jr	Pinnacle	

# 2006-2007 AHS State

*MT 340T*

1	Marshall Sabarzo	30 - 2
Sr	Nogales	
	105	
16	BYE	

1	Marshall Sabarzo	30 - 2
Sr	Nogales	
	Fall Score	
	Bye	-

217

9	Adrian Delgado	1 - 1
	Thunderbird	
	106	

8	Daniel Brutinel	32 - 7
Jr	Prescott	
	Fall Score	
	1:07	-

8	Daniel Brutinel	31 - 7
Jr	Prescott	

5	Flores, Ernesto	21 - 8
Sr	Pueblo	
	107	

12	Brandon Draper	28 - 6
Jr	Moon Valley	
	Fall Score	
	3:34	-

12	Brandon Draper	27 - 6
Jr	Moon Valley	

218

13	Fred Herdman	17 - 12
So	Pinnacle	
	108	

4	Guillermo Loyola	24 - 8
Sr	Willow Canyon	
	Fall Score	
	2:15	-

4	Guillermo Loyola	23 - 8
Sr	Willow Canyon	

## Arizona AHS Div. 1 State Champion

3	Michael Hernandez	20 - 12
Sr	McClintock	
	109	

3	Michael Hernandez	21 - 12
Sr	McClintock	
	Fall Score	
	1:53	-

14	Hohman, Wes	18 - 7
Jr	Ironwood Rdg.	

219

11	Ryan Jordan	17 - 15
Fr	Lake Havasu	
	110	

6	Alex Wojsznarowicz	36 - 8
Sr	Cienega	
	Fall Score	
	2:23	-

6	Alex Wojsznarowicz	35 - 8
Sr	Cienega	

334

7	Ivan Gonzalez	20 - 6
Sr	Agua Fria	
	111	

7	Ivan Gonzalez	21 - 6
Sr	Agua Fria	
	Fall Score	
	7 - 5	-

10	Lush, Brent	20 - 7
Jr	Canyon del Oro	

220

15	Cody Shanks	29 - 13
Sr	Catalina	
	112	

2	Jose Sanchez	23 - 2
Sr	Independence	
	Fall Score	
	0:45	-

2	Jose Sanchez	22 - 2
Sr	Independence	

1	Marshall Sabarzo	31 - 2
Sr	Nogales	
	Fall Score	
	5:23	-

333

12	Brandon Draper	30 - 6
Jr	Moon Valley	
	Fall Score	
	1:16	-

12	Brandon Draper	29 - 6
Jr	Moon Valley	
	Fall Score	
	4:40	-

406

2	Jose Sanchez	
Sr	Independence	
	Fall Score	
	1:52	-

Overall Record 26 - 2

6	Alex Wojsznarowicz	37 - 8
Sr	Cienega	
	Fall Score	
	11 - 3	-

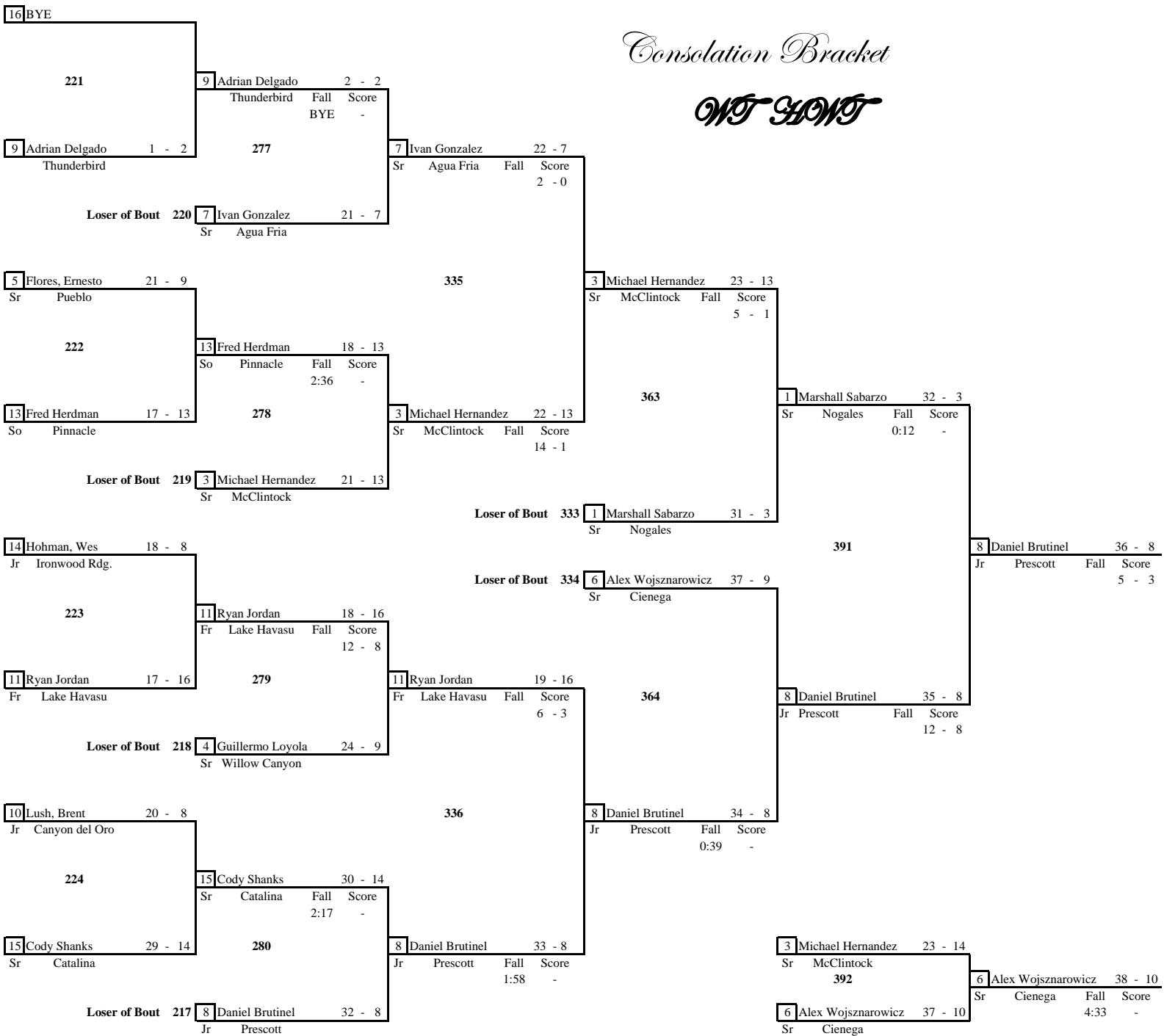
2	Jose Sanchez	25 - 2
Sr	Independence	
	Fall Score	
	1:08	-

2	Jose Sanchez	24 - 2
Sr	Independence	
	Fall Score	
	13 - 2	-



# Consolation Bracket

## WJ SPORTS



## 2007 AIA 4A Division II Team Results

<u>Place</u>	<u>School</u>	<u>Points</u>	<u>Place</u>	<u>School</u>	<u>Points</u>
1	Mingus	278.5	26	Cortez	0
2	Buckeye	153	26	Sinagua	0
3	Sunnyslope	148.5	26	0	0
4	Apache Jct	117.5	26	0	0
5	Higley	103	26	0	0
6	Queen Cre	100.5	26	0	0
7	Washington	89	26	0	0
8	Flagstaff	81.5	26	0	0
9	Rio Rico	76	26	0	0
10	Desert Edg	73	26	0	0
11	Coconino	57	26	0	0
11	Page	57	26	0	0
13	Cholla	56.5	26	0	0
14	Mohave	56	26	0	0
15	Coronado	53.5	26	0	0
16	Tempe	52	26	0	0
17	Cactus Sh	35	26	0	0
18	Dysart	34	26	0	0
19	Desert Vie	33	26	0	0
20	Bradshaw I	15	26	0	0
21	Douglas	11	26	0	0
22	Santa Rita	6	26	0	0
23	Notre Dam	4	26	0	0
24	Glendale	3	26	0	0
25	Palo Verde	2	26	0	0
26	Arcadia	0	26	0	0
26	Chinle	0	26	0	0

# 2006-2007 AHS State

*WT 103*

1	Fabian Parra	37 - 1
Sr	Sunnyslope	
	1	
16	BYE	

1	Fabian Parra	37 - 1
Sr	Sunnyslope	Fall Score
	Bye	-

113

1	Fabian Parra	38 - 1
Sr	Sunnyslope	Fall Score
		10 - 0

9	Nathan Edenhofer	26 - 13
So.	Flagstaff	
	2	

9	Nathan Edenhofer	27 - 13
So.	Flagstaff	Fall Score
		16 - 0

8	MIKE SLAUGHTER	11 - 9
Fr	Dysart	

281

1	Fabian Parra	39 - 1
Sr	Sunnyslope	Fall Score
		5 - 1

5	Brad Opfar	35 - 11
Sr	Queen Creek	
	3	

5	Brad Opfar	36 - 11
Sr	Queen Creek	Fall Score
		1:45 -

12	MIKE PRUITT	12 - 4
Fr	Desert Edge	

114

4	Celis Estaban	12 - 2
Jr	Rio Rico	Fall Score
		5 - 3

13	Jake Addis	34 - 8
Fr.	Mingus	
	4	

4	Celis Estaban	11 - 2
Jr	Rio Rico	Fall Score
		8 - 3

4	Celis Estaban	10 - 2
Jr	Rio Rico	

393

## Arizona AHS Div. 2 State Champion

1	<i>Fabian Parra</i>	
Sr	Sunnyslope	Fall Score
		10 - 7

Overall Record 40 - 1

3	Chantry Fowler	29 - 5
So.	Page	
	5	

3	Chantry Fowler	30 - 5
So.	Page	Fall Score
		7 - 4

14	Nate Galvin	28 - 12
Jr	Apache Jct.	

115

3	Chantry Fowler	31 - 5
So.	Page	Fall Score
		6 - 5

11	Victor Gomez	23 - 10
Jr	Douglas	
	6	

6	Marcus Williams	25 - 10
Jr	Washington	Fall Score
		5:43 -

6	Marcus Williams	24 - 10
Jr	Washington	

282

3	Chantry Fowler	32 - 5
So.	Page	Fall Score
		3:20 -

7	Hosea Evens	16 - 13
So	Palo Verde	
	7	

10	Jeff Olmstead	11 - 13
So	Higley	Fall Score
		4 - 2

10	Jeff Olmstead	10 - 13
So	Higley	

116

2	SHANE DALY	41 - 4
So	Mohave	Fall Score
		18 - 5

15	Nick Low	24 - 14
Fr	Cactus Shad.	
	8	

2	SHANE DALY	40 - 4
So	Mohave	Fall Score
		1:31 -

2	SHANE DALY	39 - 4
So	Mohave	

# Consolation Bracket

## WT 103

16	BYE				
117		8	MIKE SLAUGHTER	12 - 10	
		Fr	Dysart	Fall	Score
				Bye	-
8	MIKE SLAUGHTER	11 - 10		225	
	Fr	Dysart			
Loser of Bout	116	10	Jeff Olmstead	11 - 14	
		So	Higley		

12	MIKE PRUITT	12 - 5			
	Fr	Desert Edge			
118		13	Jake Addis	35 - 9	
	Fr.	Mingus	Fall	Score	
				17 - 2	
13	Jake Addis	34 - 9		226	
	Fr.	Mingus			
Loser of Bout	115	6	Marcus Williams	25 - 11	
		Jr	Washington		

14	Nate Galvin	28 - 13			
	Jr	Apache Jct.			
119		14	Nate Galvin	29 - 13	
	Jr	Apache Jct.	Fall	Score	
			1:34	-	
11	Victor Gomez	23 - 11		227	
	Jr	Douglas			
Loser of Bout	114	5	Brad Opfar	36 - 12	
		Sr	Queen Creek		

7	Hosea Evens	16 - 14			
	So	Palo Verde			
120		7	Hosea Evens	17 - 14	
	So	Palo Verde	Fall	Score	
				8 - 0	
15	Nick Low	24 - 15		228	
	Fr	Cactus Shad.			
Loser of Bout	113	9	Nathan Edenhofer	27 - 14	
		So.	Flagstaff		

8	MIKE SLAUGHTER	13 - 10			
	Fr	Dysart	Fall	Score	
			0:47	-	
283		13	Jake Addis	37 - 9	
	Fr.	Mingus	Fall	Score	
				14 - 2	
337		13	Jake Addis	36 - 9	
	Fr.	Mingus	Fall	Score	
				4 - 2	

Loser of Bout	281	4	Celis Estaban	12 - 3	
		Jr	Rio Rico		

Loser of Bout	282	2	SHANE DALY	41 - 5	
		So	Mohave		

5	Brad Opfar	37 - 12			
	Sr	Queen Creek	Fall	Score	
			6:25	-	
338		2	SHANE DALY	42 - 5	
	So	Mohave	Fall	Score	
				6 - 4	
284		5	Brad Opfar	38 - 12	
	Sr	Queen Creek	Fall	Score	
				4 - 0	

4	Celis Estaban	13 - 3			
	Jr	Rio Rico	Fall	Score	
			2:46	-	

4	Celis Estaban	14 - 3			
	Jr	Rio Rico	Fall	Score	
			0:45	-	

2	SHANE DALY	42 - 5			
	So	Mohave	Fall	Score	
				6 - 4	

5	Brad Opfar	38 - 12			
	Sr	Queen Creek	Fall	Score	
				4 - 0	

13	Jake Addis	37 - 10			
	Fr.	Mingus			
366		5	Brad Opfar	39 - 13	
	Sr	Queen Creek	Fall	Score	
				4 - 1	
5	Brad Opfar	38 - 13			
	Sr	Queen Creek			

5	Brad Opfar	38 - 13			
	Sr	Queen Creek			

*Third Place*

*Fifth Place*

# 2006-2007 4A State

1	Luke Goettl	29 - 2
Fr.	Mingus	9
16	BYE	

1	Luke Goettl	29 - 2
Fr.	Mingus	Fall Score
		Bye -

9	LUIS FIGUEROA	2 - 1
Fr.	Desert Edge	10

121		
8	Riley O'Neal	21 - 17
Sr.	Cactus Shad.	Fall Score
		3:37 -

8	Riley O'Neal	20 - 17
Sr.	Cactus Shad.	

5	Chris Schmidt	16 - 18
Jr.	Higley	11

12	Jordan Dekoch	16 - 16
So.	Sunnyslope	Fall Score
		9 - 3

12	Jordan Dekoch	15 - 16
So.	Sunnyslope	

13	E.J. NUTTER	26 - 14
Jr.	Mohave	12

122		
4	Victor Sandoval	32 - 6
Jr.	Desert View	Fall Score
		9 - 4

4	Victor Sandoval	31 - 6
Jr.	Desert View	

3	DAARINN PEREZ	19 - 3
Jr.	Buckeye	13

123		
3	DAARINN PEREZ	20 - 3
Jr.	Buckeye	Fall Score
		0:57 -

14	Bo Champman	15 - 26
Fr.	Queen Creek	

11	Joseph Morquez	22 - 11
So.	Santa Rita	14

124		
6	Ian Kelly	21 - 7
Fr.	Page	Fall Score
		2:30 -

6	Ian Kelly	20 - 7
Fr.	Page	

7	Joshua Ross	21 - 14
Sr.	Douglas	15

286		
10	John Sturdivant	7 - 10
Jr.	Tempe	Fall Score
		Forfeit -

10	John Sturdivant	6 - 10
Jr.	Tempe	

15	Ben Gelvin	15 - 17
Fr.	Coconino	16

124		
2	Raymond Camacho	12 - 1
So.	Washington	Fall Score
		15 - 2

2	Raymond Camacho	11 - 1
So.	Washington	

1	Luke Goettl	30 - 2
Fr.	Mingus	Fall Score
		1:57 -

285		
4	Victor Sandoval	33 - 6
Jr.	Desert View	Fall Score
		0:22 -

1	Luke Goettl	31 - 2
Fr.	Mingus	Fall Score
		3:15 -

4	Victor Sandoval	33 - 6
Jr.	Desert View	Fall Score
		0:22 -

4	Victor Sandoval	32 - 6
Jr.	Desert View	Fall Score
		9 - 4

394		
1	Luke Goettl	
Fr.	Mingus	Fall Score
		2:36 -

3	DAARINN PEREZ	21 - 3
Jr.	Buckeye	Fall Score
		6 - 4

3	DAARINN PEREZ	22 - 3
Jr.	Buckeye	Fall Score
		18 - 8

2	Raymond Camacho	13 - 1
So.	Washington	Fall Score
		2:39 -

2	Raymond Camacho	12 - 1
So.	Washington	Fall Score
		15 - 2

*NT 112*

## Arizona 4A Div. 2 State Champion

1	Luke Goettl	
Fr.	Mingus	Fall Score
		2:36 -
Overall Record 32 - 2		

# Consolation Bracket

WT 112

16 BYE

125

9	LUIS FIGUROA	3 - 2
Fr	Desert Edge	Fall Score
		Bye -

9	LUIS FIGUROA	2 - 2
Fr	Desert Edge	

229

10	John Sturdivant	8 - 11
Jr	Tempe	Fall Score
		6 - 3

Loser of Bout 124

10	John Sturdivant	7 - 11
Jr	Tempe	

5	Chris Schmidt	16 - 19
Jr	Higley	

126

13	E.J. NUTTER	27 - 15
Jr	Mohave	Fall Score
		7 - 1

13	E.J. NUTTER	26 - 15
Jr	Mohave	

230

6	Ian Kelly	22 - 8
Fr.	Page	Fall Score
		2:12 -

Loser of Bout 123

6	Ian Kelly	21 - 8
Fr.	Page	

287

6	Ian Kelly	23 - 8
Fr.	Page	Fall Score
		18 - 2

339

4	Victor Sandoval	34 - 7
Jr	Desert View	Fall Score
		4:10 -

Loser of Bout 285

4	Victor Sandoval	33 - 7
Jr	Desert View	

*Third Place*

14	Bo Champman	15 - 27
Fr	Queen Creek	

127

11	Joseph Morquez	23 - 12
So	Santa Rita	Fall Score
		5 - 4

11	Joseph Morquez	22 - 12
So	Santa Rita	

231

12	Jordan Dekoch	17 - 17
So	Sunnyslope	Fall Score
		4:13 -

Loser of Bout 122

12	Jordan Dekoch	16 - 17
So	Sunnyslope	

Loser of Bout 286

2	Raymond Camacho	13 - 2
So	Washington	

367

2	Raymond Camacho	15 - 2
So	Washington	Fall Score
		6 - 3

7	Joshua Ross	21 - 15
Sr	Douglas	

128

15	Ben Gelvin	16 - 18
Fr.	Coconino	Fall Score
		Forfeit -

15	Ben Gelvin	15 - 18
Fr.	Coconino	

232

8	Riley O'Neal	22 - 18
Sr	Cactus Shad.	Fall Score
		7 - 5

Loser of Bout 121

8	Riley O'Neal	21 - 18
Sr	Cactus Shad.	

288

12	Jordan Dekoch	18 - 17
So	Sunnyslope	Fall Score
		7 - 1

2	Raymond Camacho	14 - 2
So	Washington	Fall Score
		5 - 3

6	Ian Kelly	23 - 9
Fr.	Page	
		368

*Fifth Place*

12	Jordan Dekoch	18 - 18
So	Sunnyslope	

6	Ian Kelly	24 - 9
Fr.	Page	Fall Score
		10 - 0

# 2006-2007 AHS State

NT 119

1	Josh Chang	38 - 1
So.	Mingus	
	17	
16	BYE	

1	Josh Chang	38 - 1
So.	Mingus	Fall Score
		Bye -

129

9	Nick Damon	14 - 10
So	Cortez	
	18	
8	Heath Boers	32 - 8
Fr	Higley	

8	Heath Boers	33 - 8
Fr	Higley	Fall Score
		8 - 2

289

5	Daniel Sotelo	32 - 8
So	Cholla	
	19	
12	Travis Huff	27 - 8
Jr	Coronado	

12	Travis Huff	28 - 8
Jr	Coronado	Fall Score
		6 - 1

130

13	ZAYNE KARSTTER	19 - 6
So	Buckeye	
	20	
4	Boris Suleymanov	9 - 1
Jr	Washington	

13	ZAYNE KARSTTER	20 - 6
So	Buckeye	Fall Score
		10 - 5

395

## Arizona AHS Div. 2 State Champion

3	THERON APODACA	26 - 1
Sr	Desert Edge	
	21	
14	Roman Arroyo	20 - 9
Jr	Santa Rita	

3	THERON APODACA	27 - 1
Sr	Desert Edge	Fall Score
		0:52 -

131

11	Marcus Mascorro	6 - 7
Fr	Cactus Shad.	
	22	
6	Eric Cordova	22 - 12
Jr.	Coconino	

6	Eric Cordova	23 - 12
Jr.	Coconino	Fall Score
		0:52 -

290

7	Andrew Longoria	12 - 24
So	Sunnyslope	
	23	
10	JJ Clapeck	17 - 10
Sr	Rio Rico	

10	JJ Clapeck	18 - 10
Sr	Rio Rico	Fall Score
		5:15 -

132

15	Nick Sepulveda	13 - 14
Jr.	Flagstaff	
	24	
2	Kyle McMinn	33 - 1
Jr	Apache Jct.	

2	Kyle McMinn	34 - 1
Jr	Apache Jct.	Fall Score
		0:36 -

1	Josh Chang	39 - 1
So.	Mingus	Fall Score
		15 - 0

1	Josh Chang	40 - 1
So.	Mingus	Fall Score
		5:38 -

12	Travis Huff	29 - 8
Jr	Coronado	Fall Score
		6 - 2

1	Josh Chang	
So.	Mingus	Fall Score
		8 - 1
		Overall Record 41 - 1

# Consolation Bracket

WT 119

16 BYE

133

9 Nick Damon	15 - 11
So Cortez	Fall Score
	Bye -

9 Nick Damon 14 - 11

So Cortez

233

10 J.J. Clapeck	19 - 11
Sr Rio Rico	Fall Score
	6 - 1

Loser of Bout 132

10 J.J. Clapeck	18 - 11
Sr Rio Rico	

5 Daniel Sotelo 32 - 9

So Cholla

5 Daniel Sotelo	33 - 9
So Cholla	Fall Score
	1:25 -

4 Boris Suleymanov 9 - 2

Jr Washington

234

5 Daniel Sotelo	34 - 9
So Cholla	Fall Score
	5:33 -

Loser of Bout 131

6 Eric Cordova	23 - 13
Jr. Coconino	

14 Roman Arroyo 20 - 10

Jr Santa Rita

14 Roman Arroyo	21 - 10
Jr Santa Rita	Fall Score
	1:34 -

11 Marcus Mascorro 6 - 8

Fr Cactus Shad.

235

13 ZAYNE KARSTTER	21 - 7
So Buckeye	Fall Score
	3:48 -

Loser of Bout 130

13 ZAYNE KARSTTER	20 - 7
So Buckeye	

7 Andrew Longoria 12 - 25

So Sunnyslope

15 Nick Sepulveda	14 - 15
Jr. Flagstaff	Fall Score
	2:37 -

15 Nick Sepulveda 13 - 15

Jr. Flagstaff

236

8 Heath Boers	34 - 9
Fr Higley	Fall Score
	3:45 -

Loser of Bout 129

8 Heath Boers	33 - 9
Fr Higley	

5 Daniel Sotelo	35 - 9
So Cholla	Fall Score
	3 - 2

341

12 Travis Huff	30 - 9
Jr Coronado	Fall Score
	3 - 0

Loser of Bout 289

12 Travis Huff	29 - 9
Jr Coronado	

Loser of Bout 290

2 Kyle McMinn	35 - 2
Jr Apache Jct.	

369

12 Travis Huff	31 - 9
Jr Coronado	Fall Score
	5 - 4

*Third Place*

13 ZAYNE KARSTTER	21 - 7
So Buckeye	Fall Score
	3:48 -

342

8 Heath Boers	36 - 9
Fr Higley	Fall Score
	Forfeit -

8 Heath Boers	35 - 9
Fr Higley	Fall Score
	4 - 2

8 Heath Boers	34 - 9
Fr Higley	Fall Score
	3:45 -

5 Daniel Sotelo	35 - 10
So Cholla	

370

5 Daniel Sotelo	36 - 10
So Cholla	Fall Score
	Default -

*Fifth Place*

2 Kyle McMinn	35 - 3
Jr Apache Jct.	



# 2005-2006 4A State

1	Armando Casillas	26 - 2
Sr	Tempe	
	25	
16	BYE	

1	Armando Casillas	26 - 2
Sr	Tempe	Fall Score
		Bye -

137

9	Jose Dylan	18 - 7
Fr	Cholla	
	26	
8	TERRANCE HUSKON	20 - 11
So	Desert Edge	

8	TERRANCE HUSKON	21 - 11
So	Desert Edge	Fall Score
		14 - 13

293

5	Zach O'Kane	24 - 7
Sr	Cactus Shad.	
	27	
12	Jeremy Vallejo	24 - 1
Sr	Dysart	

12	Jeremy Vallejo	25 - 1
Sr	Dysart	Fall Score
		5 - 2

138

13	Sean Bryan	25 - 9
Sr	Santa Rita	
	28	
4	David Wilber	8 - 2
Fr.	Mingus	

4	David Wilber	9 - 2
Fr.	Mingus	Fall Score
		7 - 2

396

1	Armando Casillas	28 - 2
Sr	Tempe	Fall Score
		5 - 2

4	David Wilber	10 - 2
Fr.	Mingus	Fall Score
		10 - 2

## Arizona 4A Div. 2 State Champion

3	Anthony Yanez	32 - 3
So	Desert View	
	29	
14	A. J. Baiardi	20 - 12
Sr	Washington	

3	Anthony Yanez	33 - 3
So	Desert View	Fall Score
		4:41 -

139

11	Adam Ulibarri	20 - 15
Sr.	Coconino	
	30	
6	Alex Freed	25 - 6
Sr	Apache Jct.	

6	Alex Freed	26 - 6
Sr	Apache Jct.	Fall Score
		3 - 2

294

7	Cameron Alvarado	32 - 5
Sr.	Flagstaff	
	31	
10	Adriel Espinoza	5 - 4
So	Sunnyslope	

7	Cameron Alvarado	33 - 5
Sr.	Flagstaff	Fall Score
		3 - 1

140

15	Parker Skidmore	35 - 11
Fr	Higley	
	32	
2	Jeremy Schweisow	27 - 2
Jr	Buckeye	

2	Jeremy Schweisow	28 - 2
Jr	Buckeye	Fall Score
		8 - 5

WT 125

## 7 Cameron Alvarado

Sr.	Flagstaff	Fall Score
		7 - 4

Overall Record 36 - 5

7	Cameron Alvarado	35 - 5
Sr.	Flagstaff	Fall Score
		8 - 2

7	Cameron Alvarado	34 - 5
Sr.	Flagstaff	Fall Score
		6 - 2

# Consolation Bracket

WT 125

16	BYE				
141		9	Jose Dylan	19 - 8	
		Fr	Cholla	Fall	Score
				Bye	-
9	Jose Dylan	18 - 8		237	
	Fr	Cholla			

9	Jose Dylan	18 - 8		237	
	Fr	Cholla			
2	Jeremy Schweisow	28 - 3			
	Jr	Buckeye			
Loser of Bout	140				

2	Jeremy Schweisow	29 - 3			
	Jr	Buckeye	Fall	Score	
					12 - 6

5	Zach O'Kane	24 - 8			
	Sr	Cactus Shad.			
142					
5	Zach O'Kane	25 - 8			
	Sr	Cactus Shad.	Fall	Score	
					6 - 2
13	Sean Bryan	25 - 10		238	
	Sr	Santa Rita			

5	Zach O'Kane	25 - 8			
	Sr	Cactus Shad.	Fall	Score	
					6 - 2
5	Zach O'Kane	26 - 8			
	Sr	Cactus Shad.	Fall	Score	
					2:37 -
Loser of Bout	139				
3	Anthony Yanez	33 - 4			
	So	Desert View			

2	Jeremy Schweisow	30 - 3			
	Jr	Buckeye	Fall	Score	
					12 - 2
295					
5	Zach O'Kane	26 - 8			
	Sr	Cactus Shad.	Fall	Score	
					2:37 -

2	Jeremy Schweisow	30 - 3			
	Jr	Buckeye	Fall	Score	
					12 - 2
343					
4	David Wilber	11 - 3			
	Fr.	Mingus	Fall	Score	
					8 - 7
Loser of Bout	293				
4	David Wilber	10 - 3			
	Fr.	Mingus			

4	David Wilber	11 - 3			
	Fr.	Mingus	Fall	Score	
					8 - 7

14	A. J. Baiardi	20 - 13			
	Sr	Washington			
143					
11	Adam Ulibarri	21 - 16			
	Sr.	Coconino	Fall	Score	
					9 - 3
11	Adam Ulibarri	20 - 16		239	
	Sr.	Coconino			

11	Adam Ulibarri	21 - 16			
	Sr.	Coconino	Fall	Score	
					9 - 3
11	Adam Ulibarri	22 - 16			
	Sr.	Coconino	Fall	Score	
					Forfeit -
Loser of Bout	138				
12	Jeremy Vallejo	25 - 2			
	Sr	Dysart			

11	Adam Ulibarri	22 - 16			
	Sr.	Coconino	Fall	Score	
					Forfeit -

6	Alex Freed	27 - 7			
	Sr	Apache Jct.			
294					
15	Parker Skidmore	38 - 12			
	Fr	Higley	Fall	Score	
					5 - 4

4	David Wilber	11 - 3			
	Fr.	Mingus	Fall	Score	
					8 - 7
Loser of Bout	294				
6	Alex Freed	27 - 7			
	Sr	Apache Jct.			

4	David Wilber	12 - 3			
	Fr.	Mingus	Fall	Score	
					4:55 -

10	Adriel Espinoza	5 - 5			
	So	Sunnyslope			
144					
15	Parker Skidmore	35 - 12			
	Fr	Higley	Fall	Score	
					4:48 -
15	Parker Skidmore	37 - 12			
	Fr	Higley	Fall	Score	
					12 - 9
Loser of Bout	137				
8	TERRANCE HUSKON	21 - 12			
	So	Desert Edge			

15	Parker Skidmore	36 - 12			
	Fr	Higley	Fall	Score	
					4:48 -
15	Parker Skidmore	37 - 12			
	Fr	Higley	Fall	Score	
					12 - 9
Loser of Bout	137				
8	TERRANCE HUSKON	21 - 12			
	So	Desert Edge			

15	Parker Skidmore	38 - 12			
	Fr	Higley	Fall	Score	
					5 - 4
296					
15	Parker Skidmore	37 - 12			
	Fr	Higley	Fall	Score	
					12 - 9

15	Parker Skidmore	38 - 12			
	Fr	Higley	Fall	Score	
					5 - 4
2	Jeremy Schweisow	30 - 4			
	Jr	Buckeye			
372					
6	Alex Freed	27 - 8			
	Sr	Apache Jct.			

2	Jeremy Schweisow	30 - 4			
	Jr	Buckeye			
372					
6	Alex Freed	27 - 8			
	Sr	Apache Jct.			

15	Parker Skidmore	39 - 12			
	Fr	Higley	Fall	Score	
					5 - 3

Third Place

Fifth Place

# 2006-2007 AHS State

*WT 130*

1 LUIS MEDINA 25 - 3  
Sr Mohave  
33

1 LUIS MEDINA 25 - 3  
Sr Mohave  
Fall Score  
Bye -

16 BYE

145

1 LUIS MEDINA 26 - 3  
Sr Mohave  
Fall Score  
6 - 4

9 Keith Howell 23 - 17  
Sr Cactus Shad.  
34

9 Keith Howell 24 - 17  
Sr Cactus Shad.  
Fall Score  
10 - 2

8 Roman Isbell 19 - 12  
Jr. Coconino

297

12 Sean Gracia 35 - 4  
Fr. Page  
Fall Score  
19 - 3

5 Tim Worth 9 - 6  
Jr Apache Jct.  
35

12 Sean Gracia 33 - 4  
Fr. Page  
Fall Score  
10 - 6

12 Sean Gracia 32 - 4  
Fr. Page

146

12 Sean Gracia 34 - 4  
Fr. Page  
Fall Score  
2:49 -

13 Alec Schmelling 19 - 13  
Sr Sunnyslope  
36

13 Alec Schmelling 20 - 13  
Sr Sunnyslope  
Fall Score  
5:00 -

4 Gerardo Coronado 8 - 5  
So Douglas

397

## Arizona AHS Div. 2 State Champion

3 Jon Camacho 13 - 6  
Jr Washington  
37

3 Jon Camacho 14 - 6  
Jr Washington  
Fall Score  
Forfeit -

14 Tony Rodriguez 20 - 17  
Jr Tempe

147

3 Jon Camacho 15 - 6  
Jr Washington  
Fall Score  
8 - 2

11 Danny Grijalva 10 - 6  
Fr Desert View  
38

6 RHYS PETERSON 12 - 5  
Jr Desert Edge  
Fall Score  
0:32 -

6 RHYS PETERSON 11 - 5  
Jr Desert Edge

298

2 Weston Lymangrover 10 - 3  
So. Mingus  
Fall Score  
3:15 -

7 Cal Gutman 13 - 16  
So Palo Verde  
39

10 Taylor McArthur 17 - 7  
Jr Higley  
Fall Score  
3:22 -

10 Taylor McArthur 16 - 7  
Jr Higley

148

2 Weston Lymangrover 9 - 3  
So. Mingus  
Fall Score  
5:24 -

15 DENNIS BOONE 21 - 10  
Fr Buckeye  
40

2 Weston Lymangrover 8 - 3  
So. Mingus  
Fall Score  
9 - 0

2 Weston Lymangrover 7 - 3  
So. Mingus

2 *Weston Lymangrover*

So. Mingus  
Fall Score  
6 - 2

Overall Record 11 - 3

# Consolation Bracket

WT 130

16	BYE				
149		8	Roman Isbell	20 - 13	
		Jr.	Coconino	Fall	Score
				Bye	-

8	Roman Isbell	19 - 13		241	
Jr.	Coconino				
Loser of Bout	148	10	Taylor McArthur	17 - 8	
		Jr.	Higley		

5	Tim Worth	9 - 7			
Jr.	Apache Jct.				
150		5	Tim Worth	10 - 7	
		Jr.	Apache Jct.	Fall	Score
				0:29	-

4	Gerardo Coronado	8 - 6		242	
So	Douglas				
Loser of Bout	147	6	RHYS PETERSON	12 - 6	
		Jr.	Desert Edge		

14	Tony Rodriguez	20 - 18			
Jr.	Tempe				
151		11	Danny Grijalva	11 - 7	
		Fr.	Desert View	Fall	Score
				Forfeit	-

11	Danny Grijalva	10 - 7		243	
Fr.	Desert View				
Loser of Bout	146	13	Alec Schmelling	20 - 14	
		Sr.	Sunnyslope		

7	Cal Gutman	13 - 17			
So	Palo Verde				
152		15	DENNIS BOONE	22 - 11	
		Fr.	Buckeye	Fall	Score
				10 - 0	

15	DENNIS BOONE	21 - 11		244	
Fr.	Buckeye				
Loser of Bout	145	9	Keith Howell	24 - 18	
		Sr.	Cactus Shad.		

10	Taylor McArthur	18 - 8			
Jr.	Higley	Fall	Score		
		2:03	-		

299		5	Tim Worth	12 - 7	
		Jr.	Apache Jct.	Fall	Score
				4 - 2	

241		5	Tim Worth	11 - 7	
		Jr.	Apache Jct.	Fall	Score
				1:23	-

Loser of Bout	297	1	LUIS MEDINA	26 - 4	
		Sr.	Mohave		

Loser of Bout	298	3	Jon Camacho	15 - 7	
		Jr.	Washington		

345		5	Tim Worth	13 - 7	
		Jr.	Apache Jct.	Fall	Score
				5 - 2	

346		3	Jon Camacho	16 - 7	
		Jr.	Washington	Fall	Score
				10 - 0	

300		13	Alec Schmelling	22 - 14	
		Sr.	Sunnyslope	Fall	Score
				4 - 1	

373		3	Jon Camacho	17 - 7	
		Jr.	Washington	Fall	Score
				9 - 7	

346		3	Jon Camacho	16 - 7	
		Jr.	Washington	Fall	Score
				10 - 0	

346		13	Alec Schmelling	22 - 14	
		Sr.	Sunnyslope	Fall	Score
				4 - 1	

374		1	LUIS MEDINA	26 - 5	
		Sr.	Mohave		

374		13	Alec Schmelling	22 - 15	
		Sr.	Sunnyslope	Fall	Score
				9 - 5	

374		13	Alec Schmelling	23 - 15	
		Sr.	Sunnyslope	Fall	Score
				9 - 5	

Third Place

Fifth Place

# 2006-2007 AHS State

1	Tyler Chang	10 - 0
Sr.	Mingus	
	41	
16	BYE	

1	Tyler Chang	10 - 0
Sr.	Mingus	Fall Score
		Bye -

153

9	Christian Espinoza	28 - 14
Sr.	Tempe	
	42	
8	DELRAY HAMPTON	2 - 1
So.	Glendale	

9	Christian Espinoza	29 - 14
Sr.	Tempe	Fall Score
		21 - 6

301

5	Beau Feger-Owsley	16 - 8
So.	Sunnyslope	
	43	
12	JUSTIN MORENO	32 - 5
Jr.	Mohave	

5	Beau Feger-Owsley	17 - 8
So.	Sunnyslope	Fall Score
		3 - 2

154

13	Justin Hutchinson	27 - 5
Sr.	Apache Jct.	
	44	
4	Josh Crockwell	6 - 2
So.	Desert View	

13	Justin Hutchinson	28 - 5
Sr.	Apache Jct.	Fall Score
		17 - 0

*NT 135*

398

## Arizona AHS Div. 2 State Champion

3	Dan Parada	28 - 7
Jr.	Coronado	
	45	
14	John Medevielle	20 - 16
Jr.	Bradshaw Mtn.	

3	Dan Parada	29 - 7
Jr.	Coronado	Fall Score
		19 - 2

155

11	Chris Cota	5 - 2
So.	Rio Rico	
	46	
6	Matt Dyer	17 - 14
Sr.	Coconino	

6	Matt Dyer	18 - 14
Sr.	Coconino	Fall Score
		4:21 -

302

7	Luis Acosta	12 - 12
Jr.	Douglas	
	47	
10	Mark Kruzel	15 - 7
Jr.	Notre Dame	

10	Mark Kruzel	16 - 7
Jr.	Notre Dame	Fall Score
		1:05 -

156

15	Will Giannola	10 - 8
So.	Flagstaff	
	48	
2	TROY GANLEY	22 - 4
Jr.	Buckeye	

2	TROY GANLEY	23 - 4
Jr.	Buckeye	Fall Score
		6 - 1

1	Tyler Chang	11 - 0
Sr.	Mingus	Fall Score
		2:59 -

1	Tyler Chang	12 - 0
Sr.	Mingus	Fall Score
		3:59 -

13	Justin Hutchinson	29 - 5
Sr.	Apache Jct.	Fall Score
		11 - 0

1	<i>Tyler Chang</i>	
Sr.	Mingus	Fall Score
		4:51 -
Overall Record 13 - 0		

# Consolation Bracket

WT 135

16 BYE

157

8 DELRAY HAMPTON	3 - 2
So Glendale	Fall Score
	Bye -

8 DELRAY HAMPTON 2 - 2  
So Glendale

245

8 DELRAY HAMPTON	4 - 2
So Glendale	Fall Score
	18 - 10

Loser of Bout 156 10 Mark Kruzel 16 - 8  
Jr Notre Dame

12 JUSTIN MORENO 32 - 6  
Jr Mohave

158

12 JUSTIN MORENO	33 - 6
Jr Mohave	Fall Score
	2:29 -

4 Josh Crockwell 6 - 3  
So Desert View

246

6 Matt Dyer	19 - 15
Sr. Coconino	Fall Score
	8 - 3

Loser of Bout 155 6 Matt Dyer 18 - 15  
Sr. Coconino

14 John Medevielle 20 - 17  
Jr Bradshaw Mtn.

159

14 John Medevielle	21 - 17
Jr Bradshaw Mtn.	Fall Score
	0:57 -

11 Chris Cota 5 - 3  
So Rio Rico

247

5 Beau Feger-Owsley	18 - 9
So Sunnyslope	Fall Score
	18 - 1

Loser of Bout 154 5 Beau Feger-Owsley 17 - 9  
So Sunnyslope

7 Luis Acosta 12 - 13  
Jr Douglas

160

15 Will Giannola	11 - 9
So. Flagstaff	Fall Score
	1:22 -

15 Will Giannola 10 - 9  
So. Flagstaff

248

9 Christian Espinoza	30 - 15
Sr Tempe	Fall Score
	6 - 1

Loser of Bout 153 9 Christian Espinoza 29 - 15  
Sr Tempe

303

6 Matt Dyer	20 - 15
Sr. Coconino	Fall Score
	15 - 2

347

Loser of Bout 301 13 Justin Hutchinson 29 - 6  
Sr Apache Jct.

Loser of Bout 302 2 TROY GANLEY 24 - 5  
Jr Buckeye

304

9 Christian Espinoza	31 - 15
Sr Tempe	Fall Score
	9 - 4

348

13 Justin Hutchinson	30 - 6
Sr Apache Jct.	Fall Score
	3:09 -

375

9 Christian Espinoza	32 - 15
Sr Tempe	Fall Score
	8 - 0

*Third Place*

13 Justin Hutchinson	31 - 6
Sr Apache Jct.	Fall Score
	3 - 1

*Fifth Place*

6 Matt Dyer	20 - 16
Sr. Coconino	Fall Score
	376

2 TROY GANLEY 24 - 6  
Jr Buckeye

6 Matt Dyer	21 - 16
Sr. Coconino	Fall Score
	9 - 3

# 2006-2007 AHS State

1	Travis Wokasch	9 - 1
Sr.	Mingus	
	<b>49</b>	
16	BYE	

1	Travis Wokasch	9 - 1
Sr.	Mingus	Fall Score
	Bye	-

161

9	Andy West	8 - 15
Jr	Washington	
	<b>50</b>	
8	Minh Huynh	12 - 15
So	Apache Jct.	

8	Minh Huynh	13 - 15
So	Apache Jct.	Fall Score
		9 - 7

10 - 1

1	Travis Wokasch	10 - 1
Sr.	Mingus	Fall Score
		0:36 -

*WT 140*

305

5	Luis Velasco	10 - 4
So	Rio Rico	
	<b>51</b>	
12	Cris Reis	19 - 5
Jr	Higley	

12	Cris Reis	20 - 5
Jr	Higley	Fall Score
		13 - 2

162

12	Cris Reis	21 - 5
Jr	Higley	Fall Score
		7 - 5

13	Brain Colan	15 - 10
Jr	Cactus Shad.	
	<b>52</b>	
4	CURTIS WRIGHT	19 - 6
Sr	Buckeye	

4	CURTIS WRIGHT	20 - 6
Sr	Buckeye	Fall Score
		13 - 6

399

## Arizona AHS Div. 2 State Champion

3	Roby Owsley	24 - 5
Sr	Sunnyslope	
	<b>53</b>	
14	Nate Reddoch	13 - 11
Sr	Cholla	

3	Roby Owsley	25 - 5
Sr	Sunnyslope	Fall Score
		Forfeit -

163

11	DEVIN RAYMOND	6 - 6
So	Mohave	
	<b>54</b>	
6	Joel Giannola	13 - 14
So.	Flagstaff	

6	Joel Giannola	14 - 14
So.	Flagstaff	Fall Score
		2:13 -

306

3	Roby Owsley	26 - 5
Sr	Sunnyslope	Fall Score
		5:34 -

3	Roby Owsley	27 - 5
Sr	Sunnyslope	Fall Score
		3 - 1

7	DANIEL CORONADO	24 - 9
Jr	Dysart	
	<b>55</b>	
10	Jesus Lizaragga	11 - 7
Fr	Desert View	

7	DANIEL CORONADO	25 - 9
Jr	Dysart	Fall Score
		13 - 9

164

2	Tod Workman	23 - 2
Jr	Queen Creek	Fall Score
		11 - 1

15	Michael Yellowman	7 - 11
So.	Page	
	<b>56</b>	
2	Tod Workman	21 - 2
Jr	Queen Creek	

2	Tod Workman	22 - 2
Jr	Queen Creek	Fall Score
		5:36 -

1	Travis Wokasch		
Sr.	Mingus	Fall Score	
		Default	-
		Overall Record	12 - 1

# Consolation Bracket

WT 140

16	BYE				
165		9	Andy West	9 - 16	
		Jr	Washington	Fall	Score
				Bye	-
9	Andy West	8 - 16		249	
	Jr	Washington			

		7	DANIEL CORONADC	26 - 10	
		Jr	Dysart	Fall	Score
					9 - 1
Loser of Bout	164	7	DANIEL CORONADC	25 - 10	
		Jr	Dysart		

5	Luis Velasco	10 - 5			
	So	Rio Rico			
166		13	Brain Colan	16 - 11	
		Jr	Cactus Shad.	Fall	Score
				2:33	-
13	Brain Colan	15 - 11		250	
	Jr	Cactus Shad.			

		6	Joel Giannola	15 - 15	
		So.	Flagstaff	Fall	Score
					9 - 7
Loser of Bout	163	6	Joel Giannola	14 - 15	
		So.	Flagstaff		

14	Nate Reddoch	13 - 12			
	Sr	Cholla			
167		11	DEVIN RAYMOND	7 - 7	
		So	Mohave	Fall	Score
				Forfeit	-
11	DEVIN RAYMOND	6 - 7		251	
	So	Mohave			

		4	CURTIS WRIGHT	21 - 7	
		Sr	Buckeye	Fall	Score
				1:31	-
Loser of Bout	162	4	CURTIS WRIGHT	20 - 7	
		Sr	Buckeye		

10	Jesus Lizaragga	11 - 8			
	Fr	Desert View			
168		10	Jesus Lizaragga	12 - 8	
		Fr	Desert View	Fall	Score
				1:56	-
15	Michael Yellowman	7 - 12		252	
	So.	Page			

		10	Jesus Lizaragga	13 - 8	
		Fr	Desert View	Fall	Score
					9 - 4
Loser of Bout	161	8	Minh Huynh	13 - 16	
		So	Apache Jct.		

307		6	Joel Giannola	16 - 15	
		So.	Flagstaff	Fall	Score
					11 - 2

		6	Joel Giannola	17 - 15	
		So.	Flagstaff	Fall	Score
					4 - 2
Loser of Bout	305	12	Cris Reis	21 - 6	
		Jr	Higley		

		2	Tod Workman	23 - 3	
		Jr	Queen Creek		
Loser of Bout	306	2	Tod Workman	24 - 3	
		Jr	Queen Creek	Fall	Score
					12 - 2

		4	CURTIS WRIGHT	22 - 7	
		Sr	Buckeye	Fall	Score
				2:40	-

		12	Cris Reis	21 - 7	
		Jr	Higley		
					378
Loser of Bout	308	4	CURTIS WRIGHT	22 - 7	
		Sr	Buckeye		

6	Joel Giannola	17 - 15			
	So.	Flagstaff	Fall	Score	
					4 - 2

2	Tod Workman	25 - 3			
	Jr	Queen Creek	Fall	Score	
					7 - 2

2	Tod Workman	24 - 3			
	Jr	Queen Creek	Fall	Score	
					12 - 2

12	Cris Reis	22 - 7			
	Jr	Higley	Fall	Score	
					6 - 2

4	CURTIS WRIGHT	22 - 8			
	Sr	Buckeye			

Third Place

Fifth Place



# 2006-2007 4A State

1	Daniel Vallejo	28 - 4
So	Cholla	
	57	
16	BYE	

1	Daniel Vallejo	28 - 4
So	Cholla	Fall Score
		Bye -

169

9	CHRIS EMARD	4 - 6
Jr	Desert Edge	
	58	
8	Ryan Yellowman	13 - 13
So.	Page	

9	CHRIS EMARD	5 - 6
Jr	Desert Edge	Fall Score
		15 - 2

309

5	Evan Hillis	22 - 11
So	Tempe	
	59	
12	Ben Conklin	23 - 11
Jr.	Flagstaff	

12	Ben Conklin	24 - 11
Jr.	Flagstaff	Fall Score
		3:52 -

170

13	RANDY QUEEN	33 - 11
So	Mohave	
	60	
4	Zhani Doko	22 - 5
Sr	Sunnyslope	

4	Zhani Doko	23 - 5
Sr	Sunnyslope	Fall Score
		1:42 -

NT 145

4	Zhani Doko	25 - 5
Sr	Sunnyslope	Fall Score
		18 - 10

400

## Arizona 4A Div. 2 State Champion

3	LOGAN YOUN	34 - 5
Sr	Buckeye	
	61	
14	Iggy Castro	12 - 13
So	Queen Creek	

3	LOGAN YOUN	35 - 5
Sr	Buckeye	Fall Score
		1:42 -

171

11	Jeremy Vick	17 - 15
Jr	Bradshaw Mtn.	
	62	
6	Cody Ramirez	23 - 15
Jr	Douglas	

6	Cody Ramirez	24 - 15
Jr	Douglas	Fall Score
		4:32 -

310

7	Josh Wolfe	34 - 6
Sr	Washington	
	63	
10	Chris Coronado	21 - 16
Jr	Higley	

7	Josh Wolfe	35 - 6
Sr	Washington	Fall Score
		10 - 2

172

15	Israel Valle	14 - 12
1	Rio Rico	
	64	
2	Matt Hamilton	8 - 3
Jr.	Mingus	

2	Matt Hamilton	9 - 3
Jr.	Mingus	Fall Score
		3:13 -

7	Josh Wolfe	37 - 6
Sr	Washington	Fall Score
		14 - 6

7	Josh Wolfe	
Sr	Washington	Fall Score
		9 - 4
		Overall Record 38 - 6

# Consolation Bracket

WT 145

16	BYE
173	8 Ryan Yellowman 14 - 14
	So. Page Fall Score
	Bye -
8	Ryan Yellowman 13 - 14
	So. Page

8	Ryan Yellowman	14	-	14	
	So.	Page	Fall	Score	
			Bye	-	
253	2	Matt Hamilton	10	-	4
	Jr.	Mingus	Fall	Score	
			4:44	-	
Loser of Bout 172	2	Matt Hamilton	9	-	4
	Jr.	Mingus			

2	Matt Hamilton	10	-	4
	Jr.	Mingus	Fall	Score
			4:44	-

5	Evan Hillis	22	-	12	
	So	Tempe			
174	5	Evan Hillis	23	-	12
	So	Tempe	Fall	Score	
			4	-	1
13	RANDY QUEEN	33	-	12	
	So	Mohave			

5	Evan Hillis	23	-	12	
	So	Tempe	Fall	Score	
			4	-	1
254	5	Evan Hillis	24	-	12
	So	Tempe	Fall	Score	
			4:15	-	
Loser of Bout 171	6	Cody Ramirez	24	-	16
	Jr	Douglas			

2	Matt Hamilton	11	-	4	
	Jr.	Mingus	Fall	Score	
			4	-	2
311	5	Evan Hillis	24	-	12
	So	Tempe	Fall	Score	
			4:15	-	
Loser of Bout 309	1	Daniel Vallejo	29	-	5
	So	Cholla			

2	Matt Hamilton	12	-	4	
	Jr.	Mingus	Fall	Score	
			6	-	4
351	1	Daniel Vallejo	29	-	5
	So	Cholla			
Loser of Bout 310	3	LOGAN YOUN	36	-	6
	Sr	Buckeye			

2	Matt Hamilton	12	-	4	
	Jr.	Mingus	Fall	Score	
			6	-	4
379	2	Matt Hamilton	13	-	4
	Jr.	Mingus	Fall	Score	
			3:41	-	
Loser of Bout 310	3	LOGAN YOUN	36	-	6
	Sr	Buckeye			

Third Place

14	Iggy Castro	12	-	14	
	So	Queen Creek			
175	11	Jeremy Vick	18	-	16
	Jr	Bradshaw Mtn.	Fall	Score	
			5:03	-	
11	Jeremy Vick	17	-	16	
	Jr	Bradshaw Mtn.			

11	Jeremy Vick	18	-	16	
	Jr	Bradshaw Mtn.	Fall	Score	
			5:03	-	
255	12	Ben Conklin	25	-	12
	Jr.	Flagstaff	Fall	Score	
			1:31	-	
Loser of Bout 170	12	Ben Conklin	24	-	12
	Jr.	Flagstaff			

12	Ben Conklin	25	-	12	
	Jr.	Flagstaff	Fall	Score	
			1:31	-	
352	3	LOGAN YOUN	37	-	6
	Sr	Buckeye	Fall	Score	
			11	-	5
Loser of Bout 170	12	Ben Conklin	24	-	12
	Jr.	Flagstaff			

3	LOGAN YOUN	36	-	6	
	Sr	Buckeye			
352	3	LOGAN YOUN	37	-	6
	Sr	Buckeye	Fall	Score	
			11	-	5
Loser of Bout 170	12	Ben Conklin	24	-	12
	Jr.	Flagstaff			

2	Matt Hamilton	13	-	4	
	Jr.	Mingus	Fall	Score	
			3:41	-	
379	3	LOGAN YOUN	37	-	6
	Sr	Buckeye	Fall	Score	
			11	-	5
Loser of Bout 170	12	Ben Conklin	24	-	12
	Jr.	Flagstaff			

10	Chris Coronado	21	-	17	
	Jr	Higley			
176	10	Chris Coronado	22	-	17
	Jr	Higley	Fall	Score	
			7	-	5
15	Israel Valle	14	-	13	
	I	Rio Rico			

10	Chris Coronado	22	-	17	
	Jr	Higley	Fall	Score	
			7	-	5
256	9	CHRIS EMARD	6	-	7
	Jr	Desert Edge	Fall	Score	
			7	-	4
Loser of Bout 169	9	CHRIS EMARD	5	-	7
	Jr	Desert Edge			

12	Ben Conklin	26	-	12	
	Jr.	Flagstaff	Fall	Score	
			5:10	-	
312	9	CHRIS EMARD	6	-	7
	Jr	Desert Edge	Fall	Score	
			7	-	4
Loser of Bout 169	9	CHRIS EMARD	5	-	7
	Jr	Desert Edge			

12	Ben Conklin	26	-	12	
	Jr.	Flagstaff	Fall	Score	
			5:10	-	
312	1	Daniel Vallejo	29	-	6
	So	Cholla			
380	1	Daniel Vallejo	30	-	6
	So	Cholla	Fall	Score	
			2:29	-	
Loser of Bout 169	9	CHRIS EMARD	5	-	7
	Jr	Desert Edge			

1	Daniel Vallejo	29	-	6	
	So	Cholla			
380	1	Daniel Vallejo	30	-	6
	So	Cholla	Fall	Score	
			2:29	-	
Loser of Bout 169	9	CHRIS EMARD	5	-	7
	Jr	Desert Edge			

Fifth Place

# 2006-2007 4A State Wrestling Championships

1	Sam Ciurdar	24 - 5
Sr	Sunnyslope	
	<b>65</b>	
16	BYE	

1	Sam Ciurdar	24 - 5
Sr	Sunnyslope	
	<b>Fall</b>	<b>Score</b>
	Bye	-

177

9	JOE BRADSHAW	23 - 12
Jr	Dysart	
	<b>66</b>	

9	JOE BRADSHAW	24 - 12
Jr	Dysart	
	<b>Fall</b>	<b>Score</b>
	4:57	-

8	Rudy Cortez	6 - 3
Sr.	Coconino	

1	Sam Ciurdar	25 - 5
Sr	Sunnyslope	
	<b>Fall</b>	<b>Score</b>
	5	- 4

*WT 152*

313

5	Nathan Selman	13 - 10
So	Tempe	
	<b>67</b>	

12	Vernon Todechine	14 - 6
So.	Flagstaff	
	<b>Fall</b>	<b>Score</b>
	4	- 1

12	Vernon Todechine	13 - 6
So.	Flagstaff	

12	Vernon Todechine	15 - 6
So.	Flagstaff	
	<b>Fall</b>	<b>Score</b>
	7	- 2

13	DEREK COOPER	22 - 13
So	Mohave	
	<b>68</b>	

4	Adrian Navarette	25 - 9
So	Douglas	
	<b>Fall</b>	<b>Score</b>
	4	- 0

4	Adrian Navarette	24 - 9
So	Douglas	

401

*Arizona 4A Div. 2 State Champion*

3	DUANE JENSEN	17 - 4
Jr	Desert Edge	
	<b>69</b>	

3	DUANE JENSEN	18 - 4
Jr	Desert Edge	
	<b>Fall</b>	<b>Score</b>
	1:30	-

14	Ruben Diaz	8 - 9
Sr	Apache Jct.	

179

11	Andrew Goble	18 - 9
Jr	Santa Rita	
	<b>70</b>	

11	Andrew Goble	19 - 9
Jr	Santa Rita	
	<b>Fall</b>	<b>Score</b>
	6	- 4

6	Earl Langendorf	15 - 11
Jr	Washington	

3	DUANE JENSEN	19 - 4
Jr	Desert Edge	
	<b>Fall</b>	<b>Score</b>
	1:45	-

314

7	Mario Valdez	6 - 8
So	Rio Rico	
	<b>71</b>	

7	Mario Valdez	7 - 8
So	Rio Rico	
	<b>Fall</b>	<b>Score</b>
	5:43	-

10	Josh Granston	5 - 2
Fr	Higley	

180

15	Ryan Sterner	10 - 13
Jr	Cactus Shad.	
	<b>72</b>	

2	Cody Raber	26 - 4
Sr.	Mingus	
	<b>Fall</b>	<b>Score</b>
	2:40	-

2	Cody Raber	25 - 4
Sr.	Mingus	

1	Sam Ciurdar	26 - 5
Sr	Sunnyslope	
	<b>Fall</b>	<b>Score</b>
	9	- 1

*2 Cody Raber*

Sr.	Mingus	
	<b>Fall</b>	<b>Score</b>
	7	- 4

Overall Record 29 - 4

2	Cody Raber	28 - 4
Sr.	Mingus	
	<b>Fall</b>	<b>Score</b>
	1:16	-

2	Cody Raber	27 - 4
Sr.	Mingus	
	<b>Fall</b>	<b>Score</b>
	1:50	-

# Consolation Bracket

WT 152

16 BYE

181

8 Rudy Cortez	7 - 4
Sr. Coconino	Fall Score
	Bye -

8 Rudy Cortez	6 - 4
Sr. Coconino	

257

7 Mario Valdez	8 - 9
So Rio Rico	Fall Score
	6 - 5

Loser of Bout 180

7 Mario Valdez	7 - 9
So Rio Rico	

5 Nathan Selman	13 - 11
So Tempe	

182

5 Nathan Selman	14 - 11
So Tempe	Fall Score
	10 - 9

13 DEREK COOPER	22 - 14
So Mohave	

258

5 Nathan Selman	15 - 11
So Tempe	Fall Score
	11 - 4

Loser of Bout 179

11 Andrew Goble	19 - 10
Jr Santa Rita	

14 Ruben Diaz	8 - 10
Sr Apache Jct.	

183

14 Ruben Diaz	9 - 10
Sr Apache Jct.	Fall Score
	4 - 1

6 Earl Langendorf	15 - 12
Jr Washington	

259

4 Adrian Navarette	26 - 10
So Douglas	Fall Score
	3 - 2

Loser of Bout 178

4 Adrian Navarette	25 - 10
So Douglas	

10 Josh Granston	5 - 3
Fr Higley	

184

10 Josh Granston	6 - 3
Fr Higley	Fall Score
	12 - 2

15 Ryan Sterner	10 - 14
Jr Cactus Shad.	

260

9 JOE BRADSHAW	25 - 13
Jr Dysart	Fall Score
	1:30 -

Loser of Bout 177

9 JOE BRADSHAW	24 - 13
Jr Dysart	

315

5 Nathan Selman	16 - 11
So Tempe	Fall Score
	11 - 1

353

12 Vernon Todechine	16 - 7
So. Flagstaff	Fall Score
	8 - 3

Loser of Bout 313

12 Vernon Todechine	15 - 7
So. Flagstaff	

Loser of Bout 314

3 DUANE JENSEN	19 - 5
Jr Desert Edge	

354

9 JOE BRADSHAW	27 - 13
Jr Dysart	Fall Score
	2:47 -

316

9 JOE BRADSHAW	26 - 13
Jr Dysart	Fall Score
	4 - 1

381

9 JOE BRADSHAW	28 - 13
Jr Dysart	Fall Score
	7 - 0

*Third Place*

*Fifth Place*

5 Nathan Selman	16 - 12
So Tempe	

382

5 Nathan Selman	17 - 12
So Tempe	Fall Score
	7 - 6

3 DUANE JENSEN	19 - 6
Jr Desert Edge	

# 2006-2007 AHS State

1	Cooper Dewitt	25 - 5
Sr	Rio Rico	73
16	BYE	

1	Cooper Dewitt	25 - 5
Sr	Rio Rico	Fall Score
		Bye -

9	NICK PADILLA	17 - 5
Jr	Mohave	74
8	Ian Denick	25 - 11
Jr	Coronado	

8	Ian Denick	26 - 11
Jr	Coronado	Fall Score
		4:58 -

5	Adam Earles	16 - 8
Sr.	Mingus	75
12	Jake Bennett	24 - 8
Jr	Apache Jct.	

12	Jake Bennett	25 - 8
Jr	Apache Jct.	Fall Score
		4 - 3

13	CASEY BALLARD	11 - 18
So	Buckeye	76
4	Joe Mlachak	14 - 5
Sr	Notre Dame	

13	CASEY BALLARD	12 - 18
So	Buckeye	Fall Score
		3:56 -

3	RYAN ESPARZA	25 - 8
Jr	Dysart	77
14	Cody Yellowman	5 - 15
So.	Page	

3	RYAN ESPARZA	26 - 8
Jr	Dysart	Fall Score
		3:57 -

11	Joe Balagna	13 - 10
Sr	Bradshaw Mtn.	78
6	Luis Enriquez	18 - 6
So	Cholla	

6	Luis Enriquez	19 - 6
So	Cholla	Fall Score
		3:17 -

7	Carl Matthes	18 - 12
Jr	Cactus Shad.	79
10	Travis Stottmier	15 - 16
Sr.	Coconino	

10	Travis Stottmier	16 - 16
Sr.	Coconino	Fall Score
		4:41 -

15	Fernando Galoviz	10 - 17
Sr	Douglas	80
2	Jake Goddard	26 - 1
So	Queen Creek	

2	Jake Goddard	27 - 1
So	Queen Creek	Fall Score
		16 - 1

1	Cooper Dewitt	26 - 5
Sr	Rio Rico	Fall Score
		1:41 -

1	Cooper Dewitt	26 - 5
Sr	Rio Rico	Fall Score
		1:41 -

1	Cooper Dewitt	27 - 5
Sr	Rio Rico	Fall Score
		1:42 -

12	Jake Bennett	26 - 8
Jr	Apache Jct.	Fall Score
		5:11 -

12	Jake Bennett	26 - 8
Jr	Apache Jct.	Fall Score
		5:11 -

13	CASEY BALLARD	12 - 18
So	Buckeye	Fall Score
		3:56 -

1	Cooper Dewitt	28 - 5
Sr	Rio Rico	Fall Score
		2:56 -

6	Luis Enriquez	20 - 6
So	Cholla	Fall Score
		11 - 6

6	Luis Enriquez	19 - 6
So	Cholla	Fall Score
		3:17 -

2	Jake Goddard	29 - 1
So	Queen Creek	Fall Score
		9 - 2

2	Jake Goddard	28 - 1
So	Queen Creek	Fall Score
		4:59 -

NT 160

## Arizona AHS Div. 2 State Champion

1	Cooper Dewitt	
Sr	Rio Rico	Fall Score
		2:56 -
		Overall Record 28 - 5

# Consolation Bracket

## WT 160

16 BYE

189

9	NICK PADILLA	18 - 6
Jr	Mohave	Fall Score
	Bye	-

9	NICK PADILLA	17 - 6
Jr	Mohave	

261

10	Travis Stottmier	17 - 17
Sr.	Coconino	Fall Score
		2:37 -

Loser of Bout 188

10	Travis Stottmier	16 - 17
Sr.	Coconino	

5	Adam Earles	16 - 9
Sr.	Mingus	

190

5	Adam Earles	17 - 9
Sr.	Mingus	Fall Score
		3:05 -

4	Joe Mlachak	14 - 6
Sr	Notre Dame	

262

5	Adam Earles	18 - 9
Sr.	Mingus	Fall Score
		7 - 5

Loser of Bout 187

3	RYAN ESPARZA	26 - 9
Jr	Dysart	

14	Cody Yellowman	5 - 16
So.	Page	

191

11	Joe Balagna	14 - 11
Sr	Bradshaw Mtn.	Fall Score
		2:52 -

11	Joe Balagna	13 - 11
Sr	Bradshaw Mtn.	

263

11	Joe Balagna	15 - 11
Sr	Bradshaw Mtn.	Fall Score
		2:30 -

Loser of Bout 186

13	CASEY BALLARD	12 - 19
So	Buckeye	

7	Carl Matthes	18 - 13
Jr	Cactus Shad.	

192

7	Carl Matthes	19 - 13
Jr	Cactus Shad.	Fall Score
		11 - 2

15	Fernando Galoviz	10 - 18
Sr	Douglas	

264

8	Ian Denick	27 - 12
Jr	Coronado	Fall Score
		5 - 2

Loser of Bout 185

8	Ian Denick	26 - 12
Jr	Coronado	

319

5	Adam Earles	19 - 9
Sr.	Mingus	Fall Score
		2:13 -

355

12	Jake Bennett	27 - 9
Jr	Apache Jct.	Fall Score
		2 - 1

Loser of Bout 317

12	Jake Bennett	26 - 9
Jr	Apache Jct.	

Loser of Bout 318

6	Luis Enriquez	20 - 7
So	Cholla	

356

8	Ian Denick	29 - 12
Jr	Coronado	Fall Score
		7 - 6

320

8	Ian Denick	28 - 12
Jr	Coronado	Fall Score
		4 - 2

383

8	Ian Denick	30 - 12
Jr	Coronado	Fall Score
		4 - 3

*Third Place*

5	Adam Earles	19 - 10
Sr.	Mingus	

384

5	Adam Earles	20 - 10
Sr.	Mingus	Fall Score
		2:59 -

6	Luis Enriquez	20 - 8
So	Cholla	

*Fifth Place*

# 2006-2007 AHS State

*NT 171*

1	Trey Nahrgang	23 - 2
Sr	Buckeye	
	<b>81</b>	
16	BYE	

1	Trey Nahrgang	23 - 2
Sr	Buckeye	Fall Score
	Bye	-

9	Bye	-
	<b>82</b>	
8	Travis Schroeder	9 - 7
Jr	Apache Jct.	

8	Travis Schroeder	10 - 7
Jr	Apache Jct.	Fall Score
	Bye	-

5	Ramon Duarte	19 - 14
So	Rio Rico	
	<b>83</b>	
12	Richard Breeze	18 - 17
So	Coronado	

12	Richard Breeze	19 - 17
So	Coronado	Fall Score
		1:47 -

13	Nathan Hagberg	28 - 8
Sr.	Mingus	
	<b>84</b>	
4	Brandon Sebahe	11 - 4
Sr	Sunnyslope	

4	Brandon Sebahe	12 - 4
Sr	Sunnyslope	Fall Score
		4 - 3

3	J. Cordova	21 - 7
So.	Coconino	
	<b>85</b>	
14	Eric Vallejo	11 - 4
Sr	Cholla	

3	J. Cordova	22 - 7
So.	Coconino	Fall Score
		5:13 -

11	Joe Mouter	20 - 19
Sr	Bradshaw Mtn.	
	<b>86</b>	
6	JEFF DEAN	11 - 3
Sr	Desert Edge	

6	JEFF DEAN	12 - 3
Sr	Desert Edge	Fall Score
		4:41 -

7	Carlos Garate	22 - 11
Sr	Washington	
	<b>87</b>	
10	Morgen Rameriz	12 - 8
Fr	Douglas	

7	Carlos Garate	23 - 11
Sr	Washington	Fall Score
		14 - 9

15	ALI ALMALEKI	12 - 12
Sr	Dysart	
	<b>88</b>	
2	Hector Hernandez	27 - 3
Sr	Higley	

2	Hector Hernandez	28 - 3
Sr	Higley	Fall Score
		11 - 2

1	Trey Nahrgang	24 - 2
Sr	Buckeye	Fall Score
		0:50 -
321		

1	Trey Nahrgang	25 - 2
Sr	Buckeye	Fall Score
		0:50 -
4	Brandon Sebahe	13 - 4
Sr	Sunnyslope	Fall Score
		18 - 4

## Arizona AHS Div. 2 State Champion

1	Trey Nahrgang	
Sr	Buckeye	Fall Score
		6 - 5
		Overall Record 26 - 2

3	J. Cordova	23 - 7
So.	Coconino	Fall Score
		1:59 -
322		

3	J. Cordova	24 - 7
So.	Coconino	Fall Score
		7 - 5

2	Hector Hernandez	29 - 3
Sr	Higley	Fall Score
		10 - 3

# Consolation Bracket

WT 171

16 BYE

197

9 Bye -

Fall	Score
Bye	-

265

9 Bye -

Loser of Bout 196

7 Carlos Garate 23 - 12  
Sr Washington

7 Carlos Garate 24 - 12  
Sr Washington Fall Score  
Bye -

5 Ramon Duarte 19 - 15  
So Rio Rico

198

13 Nathan Hagberg 29 - 9  
Sr. Mingus Fall Score  
4 - 2

266

13 Nathan Hagberg 28 - 9  
Sr. Mingus

Loser of Bout 195

6 JEFF DEAN 12 - 4  
Sr Desert Edge

323

7 Carlos Garate 25 - 12  
Sr Washington Fall Score  
8 - 2

357

13 Nathan Hagberg 30 - 9  
Sr. Mingus Fall Score  
13 - 5

4 Brandon Sebahe 14 - 5  
Sr Sunnyslope Fall Score  
9 - 5

Loser of Bout 321

4 Brandon Sebahe 13 - 5  
Sr Sunnyslope

14 Eric Vallejo 11 - 5  
Sr Cholla

199

14 Eric Vallejo 12 - 5  
Sr Cholla Fall Score  
14 - 4

267

11 Joe Mouter 20 - 20  
Sr Bradshaw Mtn.

Loser of Bout 194

12 Richard Breeze 19 - 18  
So Coronado

Loser of Bout 322

2 Hector Hernandez 29 - 4  
Sr Higley

358

14 Eric Vallejo 13 - 5  
Sr Cholla Fall Score  
9 - 4

2 Hector Hernandez 30 - 4  
Sr Higley Fall Score  
2:39 -

385

2 Hector Hernandez 31 - 4  
Sr Higley Fall Score  
7 - 3

Third Place

10 Morgen Rameriz 12 - 9  
Fr Douglas

200

10 Morgen Rameriz 13 - 9  
Fr Douglas Fall Score  
13 - 8

268

15 ALI ALMALEKI 12 - 13  
Sr Dysart

Loser of Bout 193

8 Travis Schroeder 10 - 8  
Jr Apache Jct.

324

10 Morgen Rameriz 14 - 9  
Fr Douglas Fall Score  
3:58 -

14 Eric Vallejo 14 - 5  
Sr Cholla Fall Score  
9 - 3

7 Carlos Garate 25 - 13  
Sr Washington

386

14 Eric Vallejo 14 - 6  
Sr Cholla

Fifth Place

7 Carlos Garate 26 - 13  
Sr Washington Fall Score  
2:33 -



# 2006-2007 4A State

1	David Hollis	35 - 3		
Sr	Queen Creek			
	<b>89</b>			
16	BYE			

1	David Hollis	35 - 3		
Sr	Queen Creek	Fall	Score	
		Bye	-	

9	Charles Kelly	22 - 14		
Sr.	Coconino			
	<b>90</b>			
8	Ben Bechtold	10 - 9		
So	Washington			

8	Ben Bechtold	11 - 9		
So	Washington	Fall	Score	
		14 - 11		

5	DANIEL GALLEGOS	27 - 12		
Fr	Mohave			
	<b>91</b>			
12	Richard Guracha	7 - 13		
So	Bradshaw Mtn.			

5	DANIEL GALLEGOS	28 - 12		
Fr	Mohave	Fall	Score	
		2:41	-	

13	Patrick Bailey	6 - 3		
Jr.	Flagstaff			
	<b>92</b>			
4	Jay Ceballos	23 - 7		
So	Rio Rico			

4	Jay Ceballos	24 - 7		
So	Rio Rico	Fall	Score	
		5:01	-	

3	Joey Loehr	32 - 7		
Jr.	Mingus			
	<b>93</b>			
14	JEFFOMES	7 - 17		
Jr	Buckeye			

3	Joey Loehr	33 - 7		
Jr.	Mingus	Fall	Score	
		1:49	-	

11	Jose Laguna	21 - 8		
So	Desert View			
	<b>94</b>			
6	Nick Serrano	25 - 8		
Sr	Higley			

6	Nick Serrano	26 - 8		
Sr	Higley	Fall	Score	
		5:10	-	

7	Gee Kyle	10 - 4		
Sr	Cholla			
	<b>95</b>			
10	BRAD RACH	22 - 11		
Sr	Desert Edge			

7	Gee Kyle	11 - 4		
Sr	Cholla	Fall	Score	
		19 - 8		

15	Steven Duarte	21 - 5		
Sr	Apache Jct.			
	<b>96</b>			
2	Matt Shillington	25 - 3		
Sr	Sunnyslope			

2	Matt Shillington	26 - 3		
Sr	Sunnyslope	Fall	Score	
		2 - 1		

1	David Hollis	36 - 3		
Sr	Queen Creek	Fall	Score	
		0:31	-	
325				
1	David Hollis	37 - 3		
Sr	Queen Creek	Fall	Score	
		9 - 4		
4	Jay Ceballos	25 - 7		
So	Rio Rico	Fall	Score	
		3:15	-	
404				

*NT 189*

## Arizona 4A Div. 2 State Champion

1	David Hollis			
Sr	Queen Creek	Fall	Score	
		6:31	-	
		Overtime		
		Overall Record	38 - 3	

# Consolation Bracket

WT 189

16 BYE

205

9	Charles Kelly	23 - 15
Sr.	Coconino	Fall Score
	Bye	-

9	Charles Kelly	22 - 15
Sr.	Coconino	

269

7	Gee Kyle	12 - 5
Sr	Cholla	Fall Score
		4:45 -

Loser of Bout 204

7	Gee Kyle	11 - 5
Sr	Cholla	

12	Richard Guracha	7 - 14
So	Bradshaw Mtn.	

206

12	Richard Guracha	8 - 14
So	Bradshaw Mtn.	Fall Score
		1:46 -

13	Patrick Bailey	6 - 4
Jr.	Flagstaff	

270

6	Nick Serrano	27 - 9
Sr	Higley	Fall Score
		2:48 -

Loser of Bout 203

6	Nick Serrano	26 - 9
Sr	Higley	

14	JEFFFOMES	7 - 18
Jr	Buckeye	

207

11	Jose Laguna	22 - 9
So	Desert View	Fall Score
		2:17 -

11	Jose Laguna	21 - 9
So	Desert View	

271

11	Jose Laguna	23 - 9
So	Desert View	Fall Score
		1:49 -

Loser of Bout 202

5	DANIEL GALLEGOS	28 - 13
Fr	Mohave	

10	BRAD RACH	22 - 12
Sr	Desert Edge	

208

15	Steven Duarte	22 - 6
Sr	Apache Jct.	Fall Score
		2:11 -

15	Steven Duarte	21 - 6
Sr	Apache Jct.	

272

15	Steven Duarte	23 - 6
Sr	Apache Jct.	Fall Score
		3 - 0

Loser of Bout 201

8	Ben Becktold	11 - 10
So	Washington	

327

6	Nick Serrano	28 - 9
Sr	Higley	Fall Score
		11 - 5

359

4	Jay Ceballos	26 - 8
So	Rio Rico	Fall Score
		5 - 3

Loser of Bout 325

4	Jay Ceballos	25 - 8
So	Rio Rico	

Loser of Bout 326

3	Joey Loehr	34 - 8
Jr.	Mingus	

360

15	Steven Duarte	25 - 6
Sr	Apache Jct.	Fall Score
		12 - 11

328

15	Steven Duarte	24 - 6
Sr	Apache Jct.	Fall Score
		7 - 2

387

4	Jay Ceballos	27 - 8
So	Rio Rico	Fall Score
		2:25 -

*Third Place*

6	Nick Serrano	28 - 10
Sr	Higley	

388

3	Joey Loehr	35 - 9
Jr.	Mingus	Fall Score
		2:03 -

*Fifth Place*

3	Joey Loehr	34 - 9
Jr.	Mingus	

# 2006-2007 4A State

1	Clint Gladden	25 - 2
Jr	Buckeye	
	97	
16	BYE	

1	Clint Gladden	25 - 2
Jr	Buckeye	Fall Score
	Bye	-

209

9	Seam Marion	8 - 5
Jr.	Coconino	
	98	
8	Taylor Hamlin	2 - 10
So	Apache Jct.	

8	Taylor Hamlin	3 - 10
So	Apache Jct.	Fall Score
		4:56 -

329

5	Louie Huerta	21 - 8
Sr	Cholla	
	99	
12	Austin Cormier	17 - 10
So	Queen Creek	

5	Louie Huerta	22 - 8
Sr	Cholla	Fall Score
		5:13 -

210

13	Jeremy Smith	12 - 9
Jr.	Flagstaff	
	100	
4	Chris Sclafani	24 - 9
Sr	Cactus Shad.	

4	Chris Sclafani	25 - 9
Sr	Cactus Shad.	Fall Score
		4:30 -

NT 215

1	Clint Gladden	26 - 2
Jr	Buckeye	Fall Score
		0:33 -

1	Clint Gladden	27 - 2
Jr	Buckeye	Fall Score
		5:21 -

405

## Arizona 4A Div. 2 State Champion

3	Cory Ferguson	34 - 8
Sr.	Mingus	
	101	
14	Edward Noreiga	15 - 15
So	Douglas	

3	Cory Ferguson	35 - 8
Sr.	Mingus	Fall Score
		4:43 -

211

11	Mark Warner	13 - 11
Jr	Sunnyslope	
	102	
6	ANDREW MORENO	27 - 19
Sr	Mohave	

11	Mark Warner	14 - 11
Jr	Sunnyslope	Fall Score
		5:56 -

330

7	Fabian Esparza	22 - 8
Jr	Washington	
	103	
10	Octavio Vasquez	10 - 14
Sr	Rio Rico	

7	Fabian Esparza	23 - 8
Jr	Washington	Fall Score
		3:45 -

212

15	RYAN KETTERER	1 - 1
So	Desert Edge	
	104	
2	Gannon Conway	21 - 3
Sr	Higley	

2	Gannon Conway	22 - 3
Sr	Higley	Fall Score
		1:05 -

3	Cory Ferguson	36 - 8
Sr.	Mingus	Fall Score
		2:18 -

2	Gannon Conway	24 - 3
Sr	Higley	Fall Score
		5 - 3

2	Gannon Conway	23 - 3
Sr	Higley	Fall Score
		11 - 2

1	Clint Gladden	
Jr	Buckeye	Fall Score
		1:36 -
		Overall Record 28 - 2

# Consolation Bracket

WT 215

16 BYE

213

9	Seam Marion	9 - 6
Jr.	Coconino	Fall Score
	Bye	-

9 Seam Marion 8 - 6  
Jr. Coconino

273

9	Seam Marion	10 - 6
Jr.	Coconino	Fall Score
		5 - 4

Loser of Bout 212

7	Fabian Esparza	23 - 9
Jr.	Washington	

12 Austin Cormier 17 - 11  
So Queen Creek

12	Austin Cormier	18 - 11
So	Queen Creek	Fall Score
		3:45 -

214

13 Jeremy Smith 12 - 10  
Jr. Flagstaff

274

12	Austin Cormier	19 - 11
So	Queen Creek	Fall Score
		3:24 -

Loser of Bout 211

11	Mark Warner	14 - 12
Jr.	Sunnyslope	

14 Edward Noreiga 15 - 16  
So Douglas

6	ANDREW MORENO	28 - 20
Sr	Mohave	Fall Score
		2:31 -

215

6 ANDREW MORENO 27 - 20  
Sr Mohave

275

6	ANDREW MORENO	29 - 20
Sr	Mohave	Fall Score
		4 - 3

Loser of Bout 210

5	Louie Huerta	22 - 9
Sr	Cholla	

10 Octavio Vasquez 10 - 15  
Sr Rio Rico

15	RYAN KETTERER	2 - 2
So	Desert Edge	Fall Score
		2:16 -

216

15 RYAN KETTERER 1 - 2  
So Desert Edge

276

15	RYAN KETTERER	3 - 2
So	Desert Edge	Fall Score
		1:14 -

Loser of Bout 209

8	Taylor Hamlin	3 - 11
So	Apache Jct.	

331

12	Austin Cormier	20 - 11
So	Queen Creek	Fall Score
		2:59 -

361

12	Austin Cormier	19 - 11
So	Queen Creek	Fall Score
		3:24 -

Loser of Bout 329

4	Chris Sclafani	26 - 10
Sr	Cactus Shad.	

Loser of Bout 330

3	Cory Ferguson	36 - 9
Sr.	Mingus	

362

3	Cory Ferguson	37 - 9
Sr.	Mingus	Fall Score
		16 - 0

6	ANDREW MORENO	30 - 20
Sr	Mohave	Fall Score
		0:49 -

4	Chris Sclafani	27 - 10
Sr	Cactus Shad.	Fall Score
		2:08 -

389

3	Cory Ferguson	38 - 9
Sr.	Mingus	Fall Score
		5 - 2

3	Cory Ferguson	37 - 9
Sr.	Mingus	Fall Score
		16 - 0

6	ANDREW MORENO	30 - 20
Sr	Mohave	Fall Score
		0:49 -

12	Austin Cormier	20 - 12
So	Queen Creek	

390

6	ANDREW MORENO	30 - 21
Sr	Mohave	

Third Place

3	Cory Ferguson	38 - 9
Sr.	Mingus	Fall Score
		5 - 2

Fifth Place

12	Austin Cormier	21 - 12
So	Queen Creek	Fall Score
		15 - 3

# 2006-2007 AHS State

1 KELLAND BROKKOVER 39 - 2

Jr Buckeye  
105

16 BYE

1 KELLAND BROKKOVEI 39 - 2

Jr Buckeye  
Fall Score  
Bye -

217

1 KELLAND BROKKOVEI 40 - 2

Jr Buckeye  
Fall Score  
0:21 -

9 Daniel Diaz 0 - 2

Fr Rio Rico  
106

8 Jason McPeak 4 - 7

Sr Higley

8 Jason McPeak 5 - 7

Sr Higley  
Fall Score  
5:16 -

333

1 KELLAND BROKKOVEI 41 - 2

Jr Buckeye  
Fall Score  
6 - 0

5 James Stewart 19 - 13

Jr Washington  
107

12 Ian Spencer 30 - 12

Jr Queen Creek

12 Ian Spencer 31 - 12

Jr Queen Creek  
Fall Score  
2:34 -

218

4 Chris Settanni 34 - 10

Jr. Mingus  
Fall Score  
4:40 -

13 Juan Escalato 12 - 15

Fr Douglas  
108

4 Chris Settanni 32 - 10

Jr. Mingus

4 Chris Settanni 33 - 10

Jr. Mingus  
Fall Score  
1:51 -

406

## Arizona AHS Div. 2 State Champion

3 Roman Leon 10 - 2

Sr Cholla  
109

14 Arturo Castaneda 11 - 10

Jr Sunnyslope

3 Roman Leon 11 - 2

Sr Cholla  
Fall Score  
Forfeit -

219

6 JULIO GUZMAN 39 - 6

Sr Mohave  
Fall Score  
0:59 -

11 Christain Rojas 9 - 16

Jr. Coconino  
110

6 JULIO GUZMAN 37 - 6

Sr Mohave

6 JULIO GUZMAN 38 - 6

Sr Mohave  
Fall Score  
0:10 -

334

2 Zack Tourangeau 30 - 2

Sr Apache Jct.  
Fall Score  
14 - 0

7 Aurin Llyod 17 - 10

So. Flagstaff  
111

10 Charlie Gonzales 8 - 13

Sr Notre Dame

7 Aurin Llyod 18 - 10

So. Flagstaff  
Fall Score  
1:15 -

220

2 Zack Tourangeau 29 - 2

Sr Apache Jct.  
Fall Score  
1:10 -

15 MILTON WOOD 13 - 7

Sr Desert Edge  
112

2 Zack Tourangeau 27 - 2

Sr Apache Jct.

2 Zack Tourangeau 28 - 2

Sr Apache Jct.  
Fall Score  
2:44 -

*WT*

2 Zack Tourangeau

Sr Apache Jct. Fall Score  
7 - 1

Overall Record 31 - 2

# Consolation Bracket

WJFW

16 BYE

221

9 Daniel Diaz	1 - 3
Fr Rio Rico	Fall Score
	Bye -

9 Daniel Diaz	0 - 3
Fr Rio Rico	

277

7 Aurin Llyod	19 - 11
So. Flagstaff	Fall Score
	0:10 -

Loser of Bout 220

7 Aurin Llyod	18 - 11
So. Flagstaff	

5 James Stewart	19 - 14
Jr Washington	

222

5 James Stewart	20 - 14
Jr Washington	Fall Score
	0:47 -

13 Juan Escalato	12 - 16
Fr Douglas	

278

5 James Stewart	21 - 14
Jr Washington	Fall Score
	1:54 -

Loser of Bout 219

3 Roman Leon	11 - 3
Sr Cholla	

335

5 James Stewart	22 - 14
Jr Washington	Fall Score
	14 - 8

363

4 Chris Settanni	35 - 11
Jr. Mingus	Fall Score
	4 - 0

Loser of Bout 333

4 Chris Settanni	34 - 11
Jr. Mingus	

Third Place

14 Arturo Castaneda	11 - 11
Jr Sunnyslope	

223

11 Christain Rojas	10 - 17
Jr. Coconino	Fall Score
	Forfeit -

11 Christain Rojas	9 - 17
Jr. Coconino	

279

12 Ian Spencer	32 - 13
Jr Queen Creek	Fall Score
	0:27 -

Loser of Bout 218

12 Ian Spencer	31 - 13
Jr Queen Creek	

Loser of Bout 334

6 JULIO GUZMAN	39 - 7
Sr Mohave	

391

4 Chris Settanni	36 - 11
Jr. Mingus	Fall Score
	4:16 -

10 Charlie Gonzales	8 - 14
Sr Notre Dame	

224

15 MILTON WOOD	14 - 8
Sr Desert Edge	Fall Score
	2:20 -

15 MILTON WOOD	13 - 8
Sr Desert Edge	

280

15 MILTON WOOD	15 - 8
Sr Desert Edge	Fall Score
	0:24 -

Loser of Bout 217

8 Jason McPeak	5 - 8
Sr Higley	

15 MILTON WOOD	16 - 8
Sr Desert Edge	Fall Score
	0:32 -

5 James Stewart	22 - 15
Jr Washington	

392

6 JULIO GUZMAN	40 - 8
Sr Mohave	Fall Score
	7 3

Fifth Place

6 JULIO GUZMAN	39 - 8
Sr Mohave	

Tuesday  
01/30/07

Tuesday  
01/30/07

Wednesday  
01/31/07

Wednesday  
01/31/07

Updated: 01/31/07: bb  
Prior Update: 01/30/07: bb  
Original Post: 09/19/06: bb

# 2007 AIA 5A Div. I State Wrestling Team Tournament



#1 Mesa

Site: #1 Seed  
5:00 pm  
#16 Basha

#1 Mesa  
(50-27)

Site: #1 Seed  
7:00 pm

#8 Cibola

Site: #1 Seed  
5:00 pm  
#9 Highland

#8 Cibola  
(35-32)

#1 Mesa  
(62-7)

Hamilton High School  
5:00 p.m.

#1 Mesa  
(39-33)

#5 Red Mountain

Site: #4 Seed  
5:00 pm  
#12 Mesquite

#5 Red Mountain  
(59-21)

Site: #4 Seed  
7:00 pm

#5 Red Mountain  
(33-23)

#4 Corona del Sol

Site: #4 Seed  
5:00 pm  
#13 Mountain Pointe

#4 Corona del Sol  
(52-9)

Hamilton High School  
7:00 p.m.

#1 Mesa  
(26-25)

#3 Dobson

Site: #3 Seed  
5:00 pm  
#14 Horizon

#3 Dobson  
(49-26)

Site: #3 Seed  
7:00 pm

#3 Dobson  
(34-22)

#6 Desert Vista

Site: #3 Seed  
5:00 pm  
#11 Gilbert

#6 Desert Vista  
(35-28)

Hamilton High School  
5:00 p.m.

#2 Mtn. View - Mesa  
(45-15)

#7 Westwood

Site: #2 Seed  
5:00 pm  
#10 Maryvale

#7 Westwood  
(45-20)

Site: #2 Seed  
7:00 pm

#2 Mtn. View - Mesa  
(60-11)

#2 Mtn. View - Mesa

Site: #2 Seed  
5:00 pm  
#15 Casa Grande

#2 Mtn. View - Mesa  
(64-3)



Arizona Interscholastic Association, Inc.

**State Champion**

**Jan. 30, 2007:**

Site: #1, #2, #3, and #4 seeds will host the opening two rounds

**Jan. 31, 2007:**

Site: Hamilton High School  
3700 S. Arizona Avenue  
Chandler, AZ 85248

**AIA Tournament Coordinator:**

Craig Anderson  
602-769-0490





-Michael Hamel MESQ-----+  
 Bout: 814 | -Michael Hamel MESQ-----+  
 -Gabriel Castro TUC-----+ | 5th Place  
 Fall 3:53

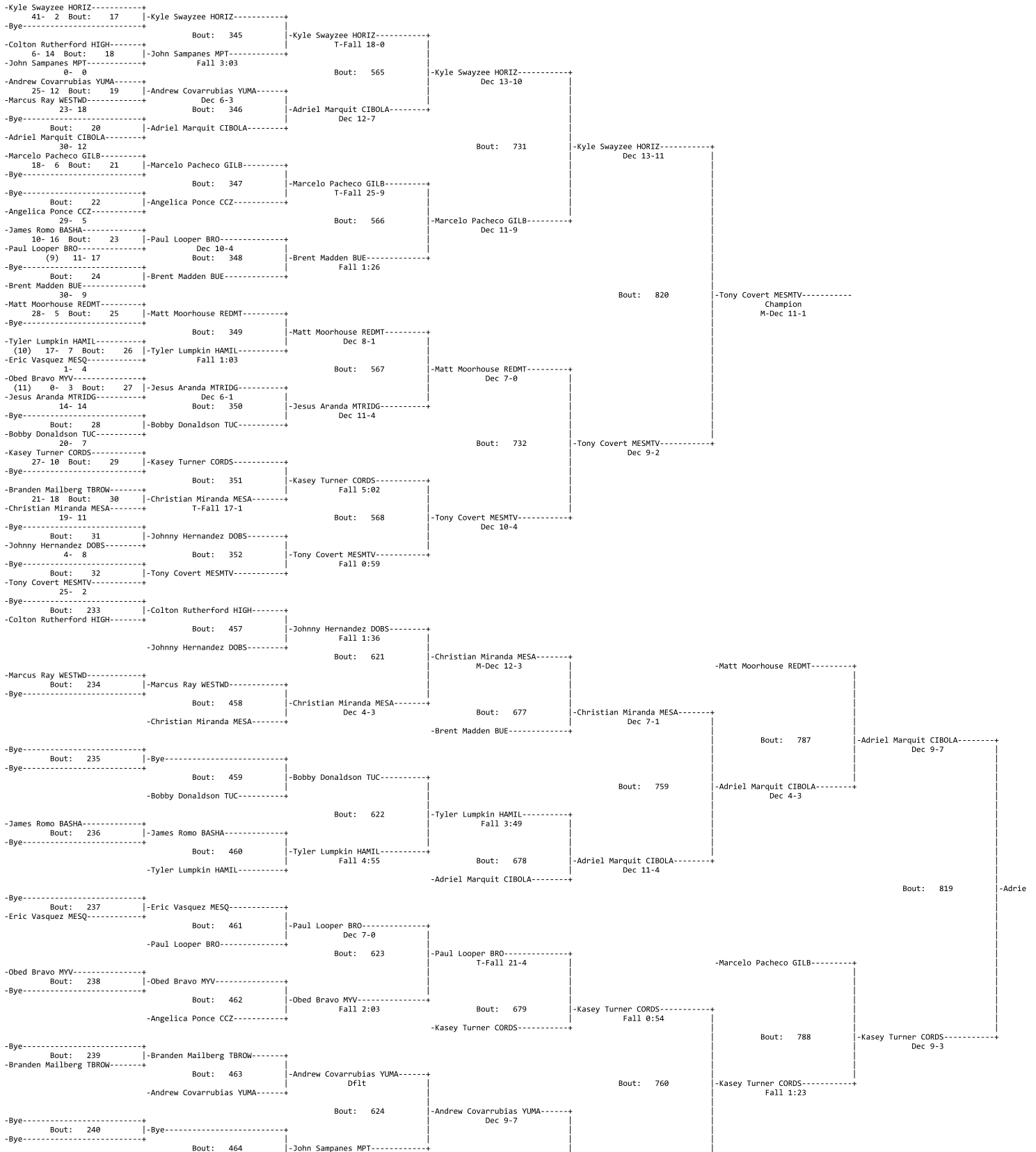
- Place Winners -  
 1st Ryan Miller CORDS  
 2nd Daniel Mendoza WESTWD  
 3rd Martin Zambrano CIBOLA  
 4th Efrén Damian MESA

41- 3  
 28- 7  
 38- 5  
 30- 14

- Place Winners -  
 5th Michael Hamel MESQ  
 6th Gabriel Castro TUC

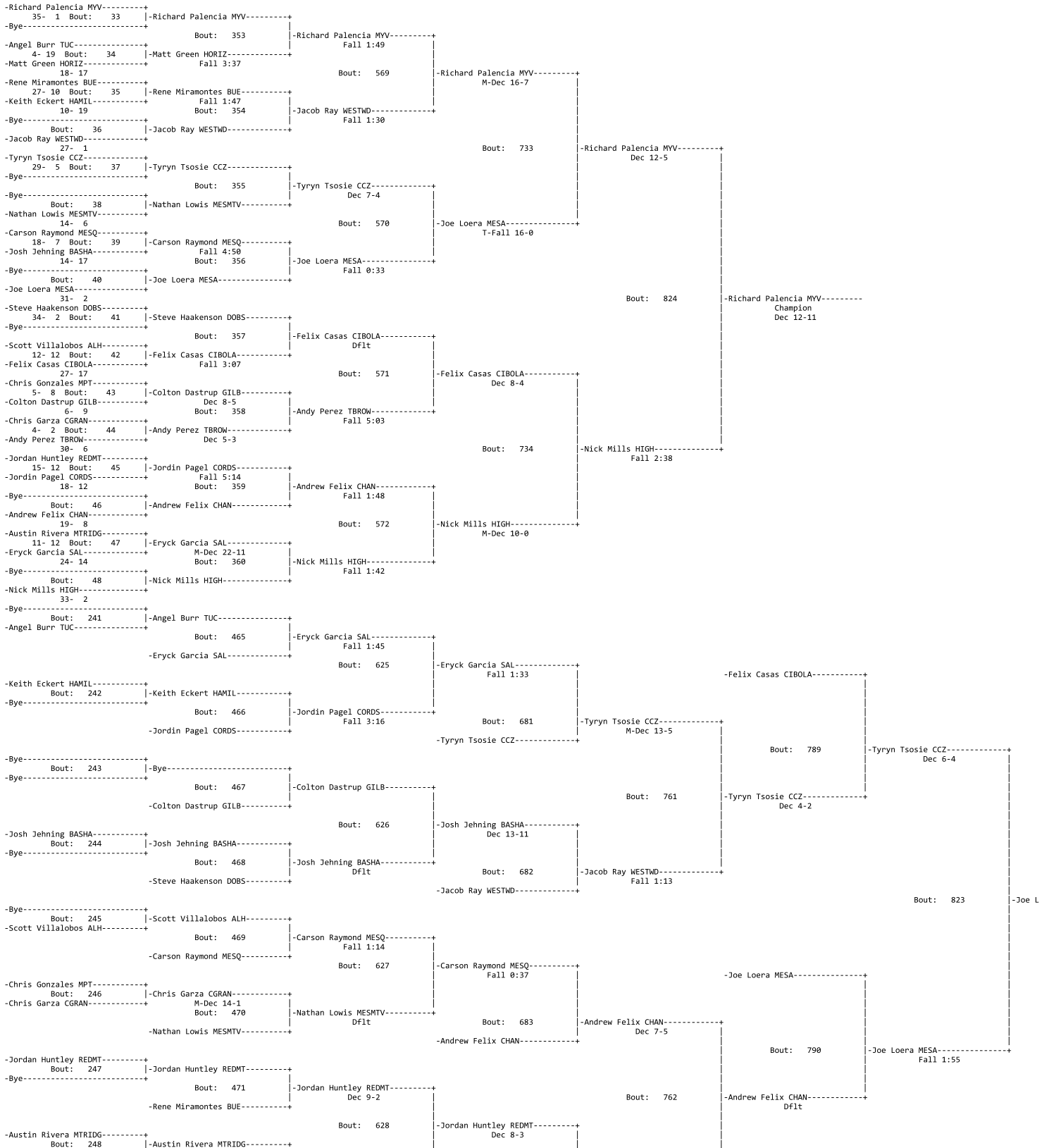
43- 6  
 35- 3

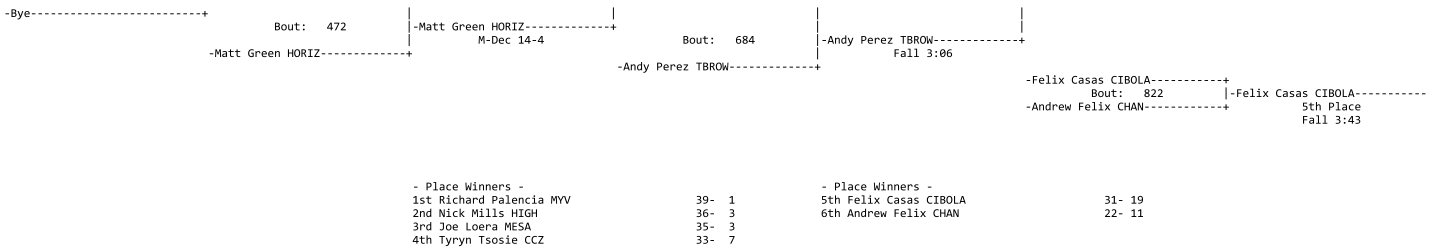
Weight: 112



-John Sampanes MPT-----+ Bout: 680	-Jesus Aranda MTRIDG-----+ Dec 6-4	-Matt Moorhouse REDMT-----+ Bout: 818	-Matt Moorhouse REDMT-----+ 5th Place Dec 10-4
-Jesus Aranda MTRIDG-----+		-Marcelo Pacheco GILB-----+	
- Place Winners -			
1st Tony Covert MESMTV	29- 2	5th Matt Moorhouse REDMT	31- 7
2nd Kyle Swayzee HORTIZ	44- 3	6th Marcelo Pacheco GILB	28- 9
3rd Adriel Marquitt CIBOLA	35- 13		
4th Kasey Turner CORDS	31- 12		

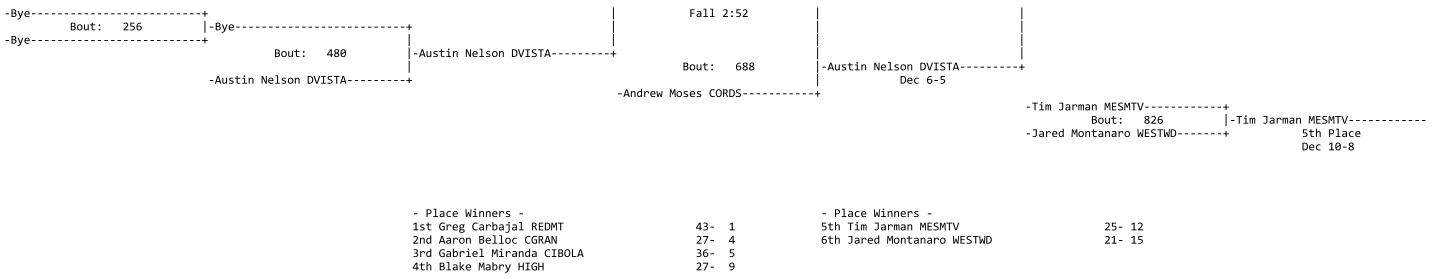
Weight: 119



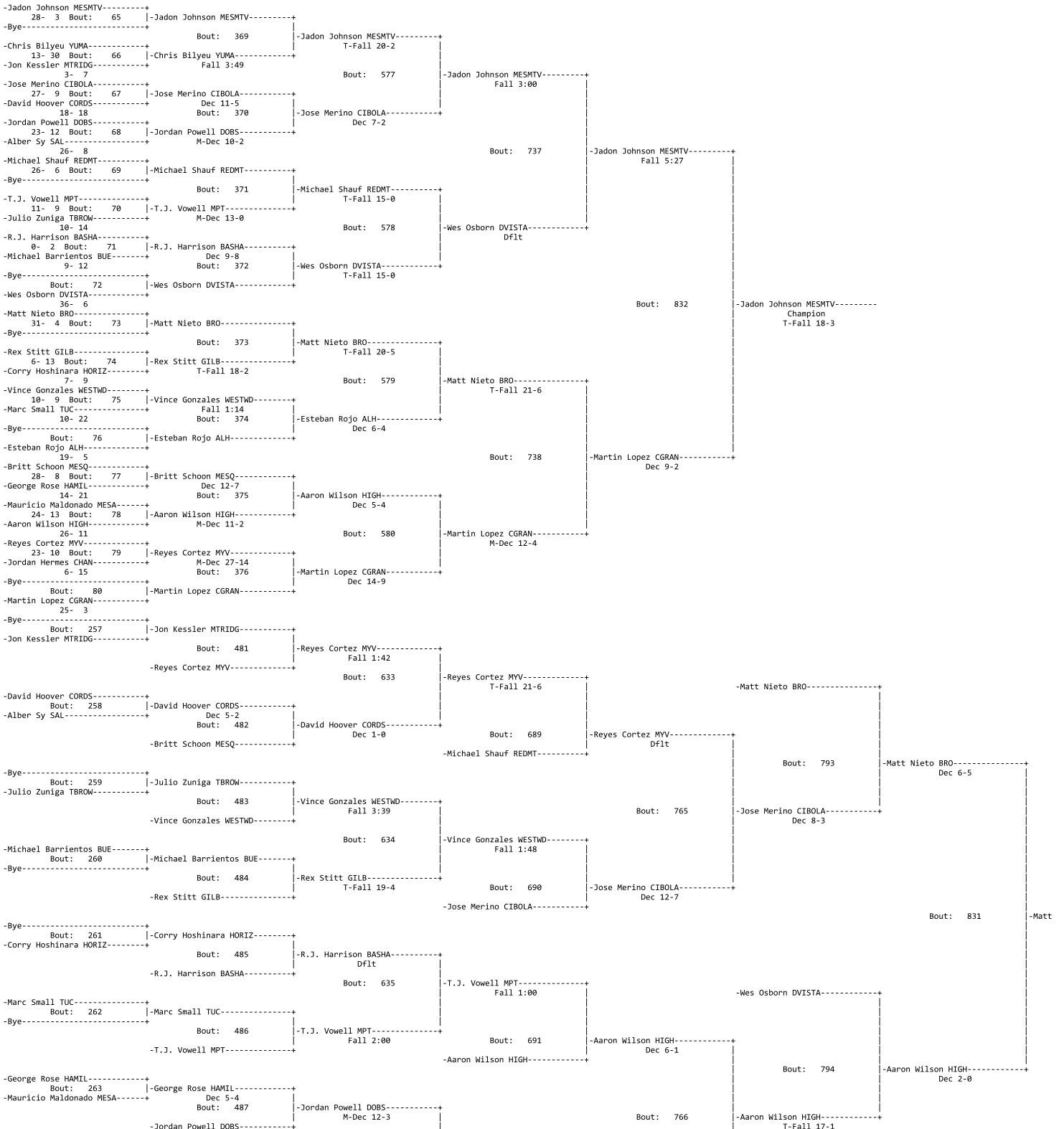



Weight: 125





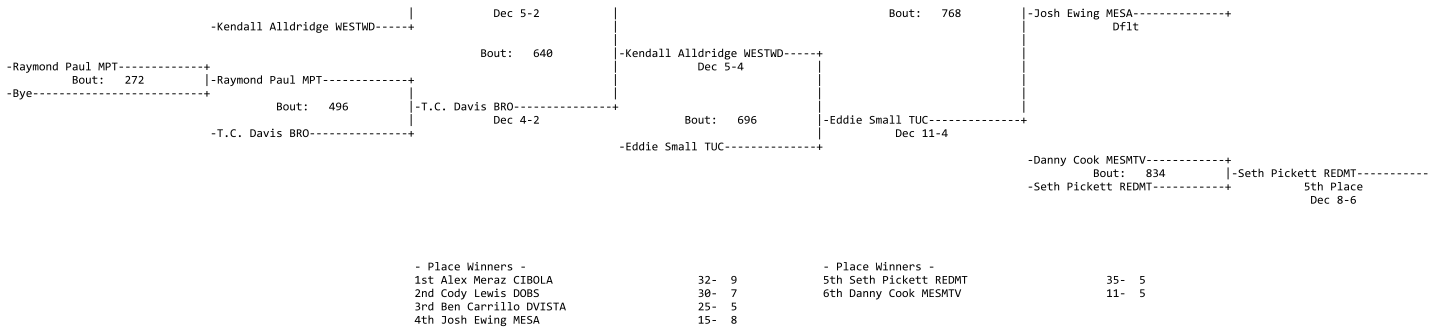
Weight: 130



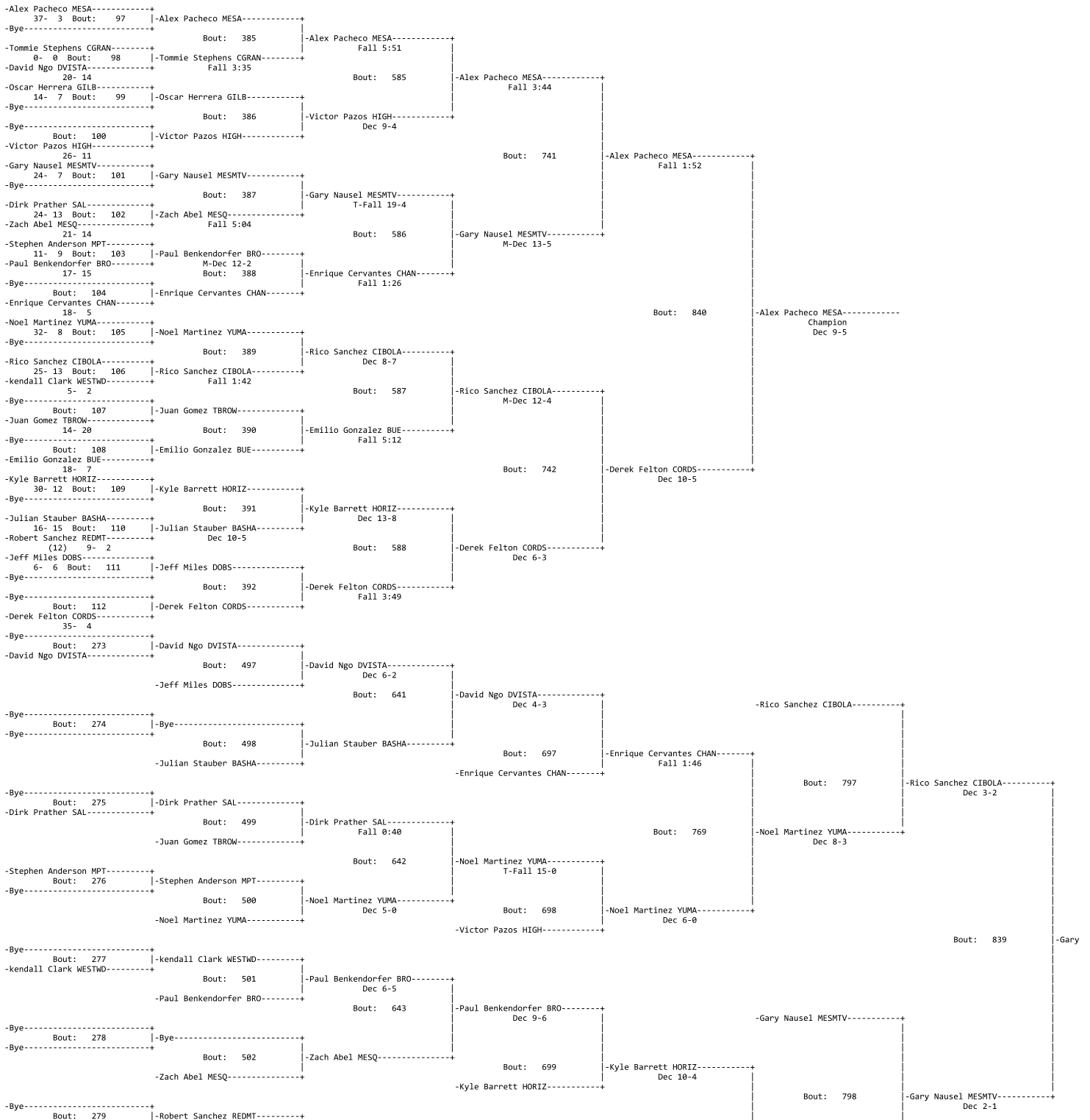


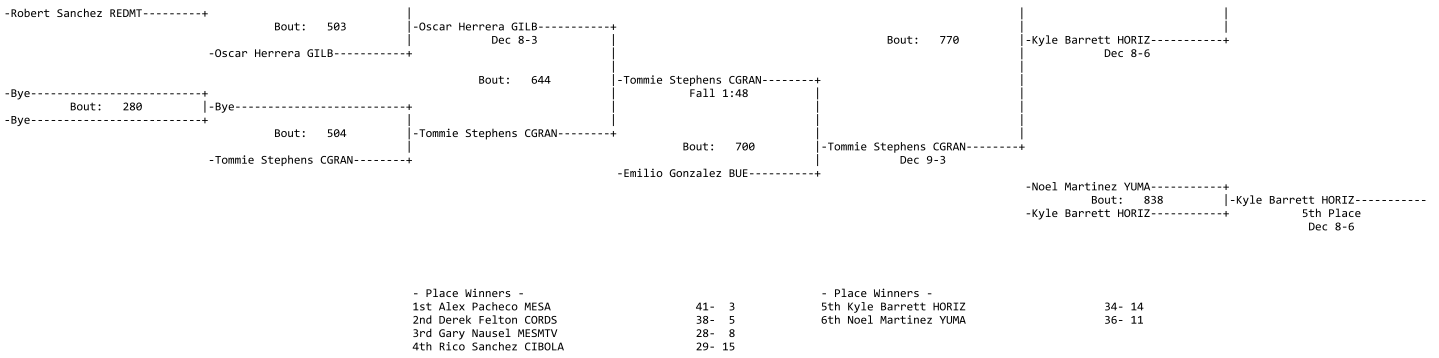
Weight: 135






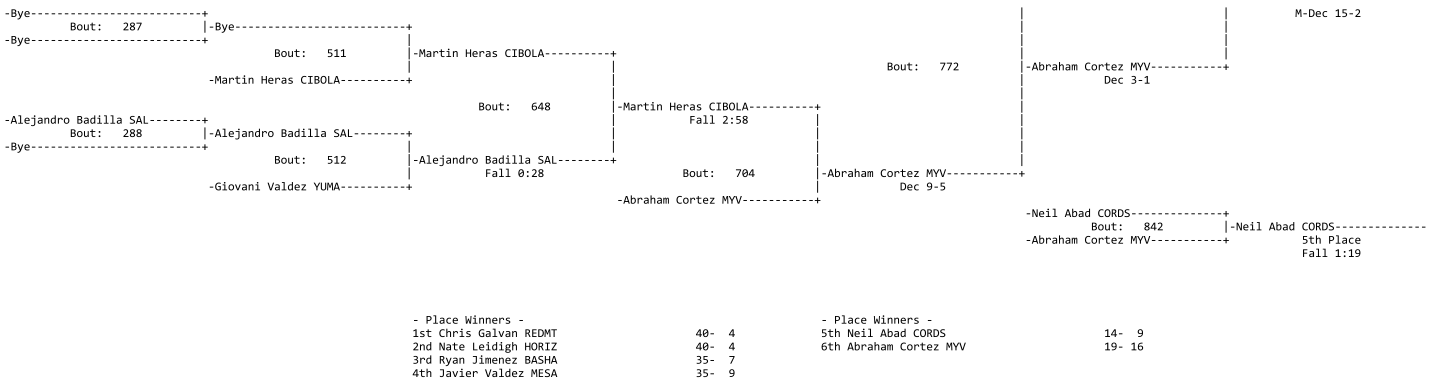
Weight: 140






**Weight: 145**

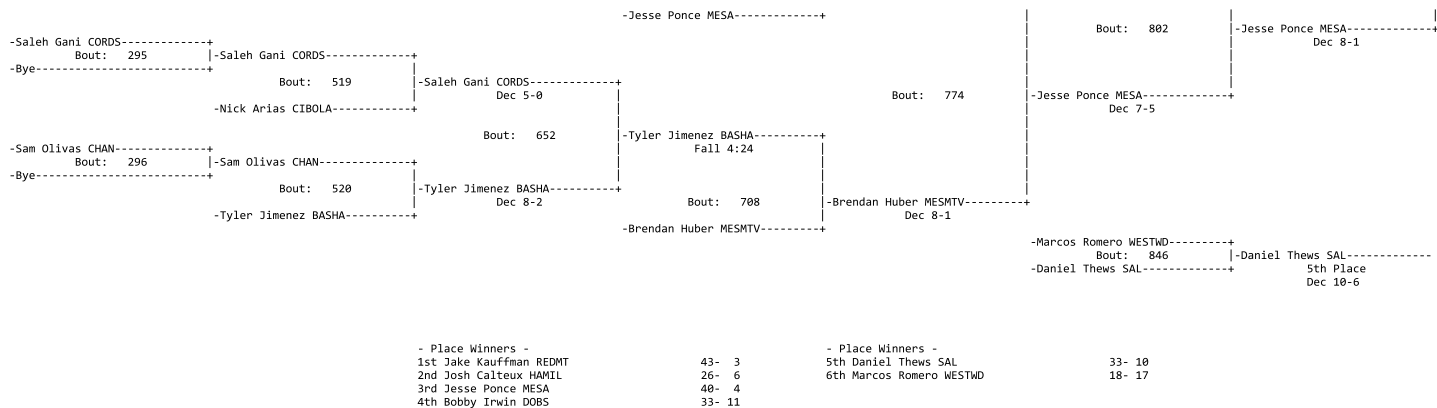





Weight: 152



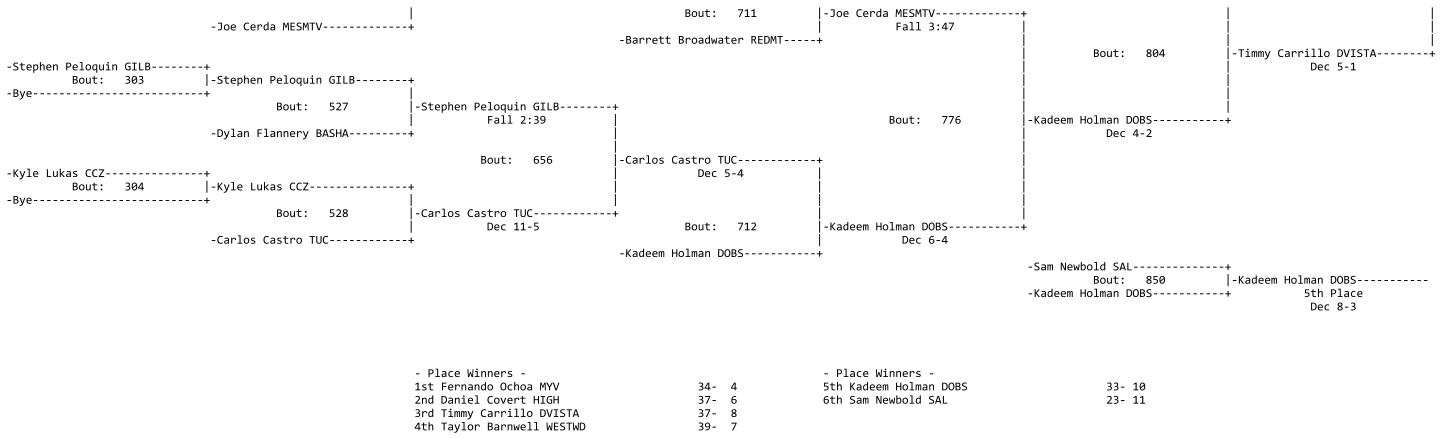





Weight: 160

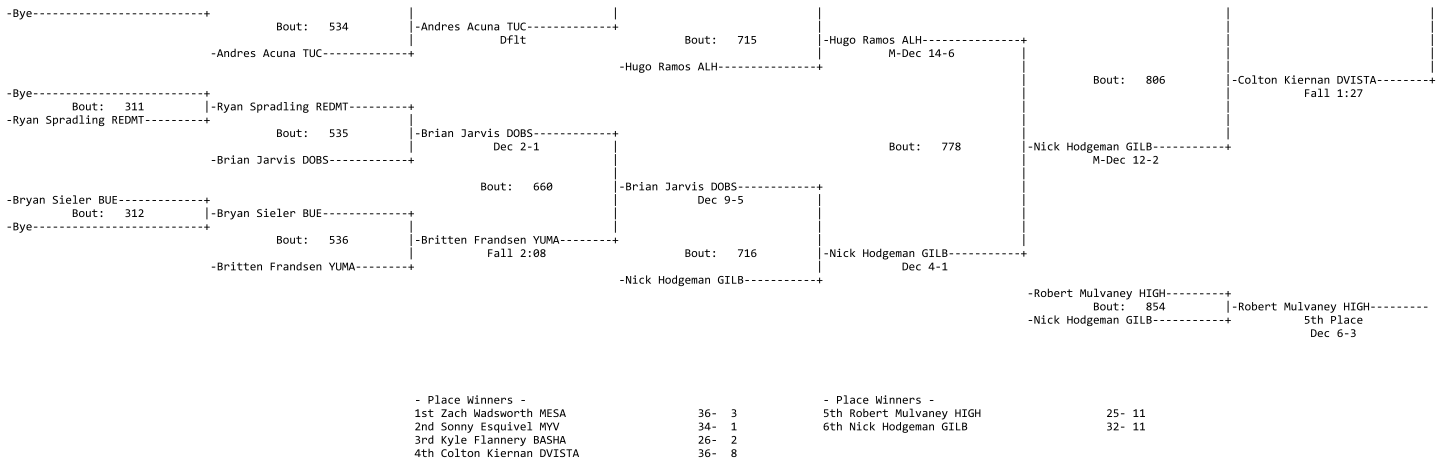


Brackets




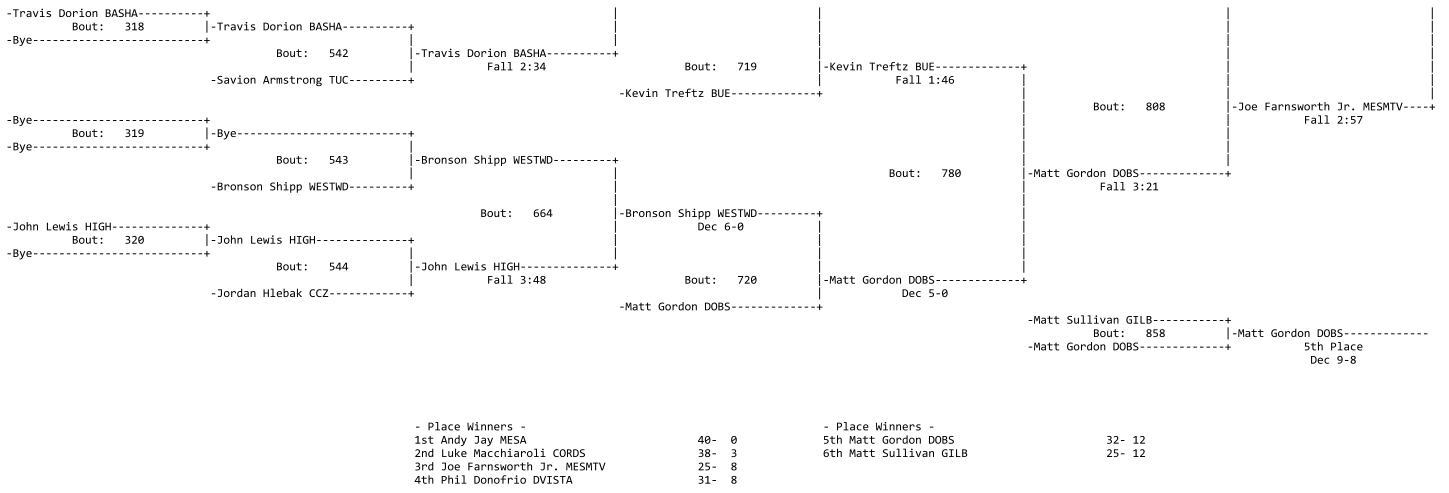
Weight: 171






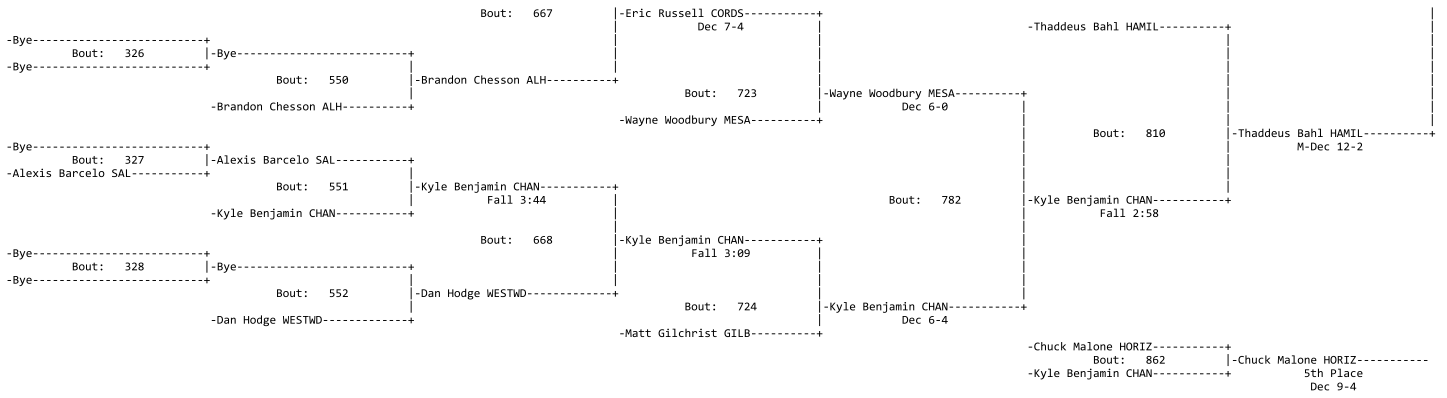
**Weight: 189**





Weight: 215






- Place Winners -  
1st Chris Long DOBS  
2nd Michael Najera MYV  
3rd Ridge Nielsen MESMTV  
4th Thaddeus Bahl HAMIL

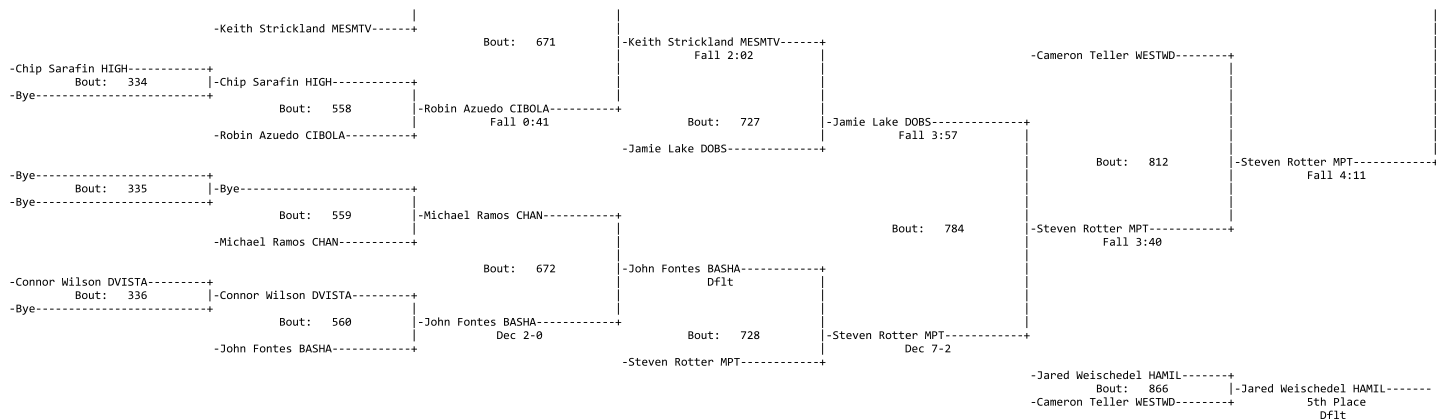
32- 10  
32- 5  
23- 4  
23- 7

- Place Winners -  
5th Chuck Malone HORIZ  
6th Kyle Benjamin CHAN

39- 8  
29- 14

Weight: 285





- Place Winners -  
 1st Trevor Stapp CORDS  
 2nd Jeff Nave REDMT  
 3rd Rusty Stanton ALH  
 4th Steven Rotter MPT

41- 1  
 23- 7  
 23- 4  
 29- 8

- Place Winners -  
 5th Jared Weischedel HAMIL  
 6th Cameron Teller WESTWD

19- 9  
 27- 11

Preferred Educational Software

9585 Woodgate Lane

Byron IL 61010

Phone: (888) 959-2016

e-mail: [cotterk@pes-sports.com](mailto:cotterk@pes-sports.com)

(c) 2001 - All rights reserved

Tuesday  
01/30/07

Tuesday  
01/30/07

Wednesday  
01/31/07

Wednesday  
01/31/07

Updated: 01/31/07: bb  
Prior Update: 01/30/07: bb  
Original Post: 09/19/06: bb

# 2007 AIA 5A Div. II State Wrestling Team Tournament



#1 Sunnyside

Site: #1 Seed  
5:00 pm  
#16 San Luis

#1 Sunnyside  
(78-0)

Site: #1 Seed  
7:00 pm

#1 Sunnyside  
(77-6)

#8 Sunrise Mountain

Site: #1 Seed  
5:00 pm  
#9 Flowing Wells

#8 Sunrise Mountain  
(48-12)

Skyline High School  
5:00 p.m.

#1 Sunnyside  
(64-9)

#5 Mtn. View - Marana

Site: #4 Seed  
5:00 pm  
#12 Desert Mountain

#5 Mtn. View - Marana  
(61-12)

#5 Mtn. View - Marana  
(36-32)

#4 Deer Valley

Site: #4 Seed  
5:00 pm  
#13 South Mountain

Site: #4 Seed  
7:00 pm

#4 Deer Valley  
(65-5)

Skyline High School  
7:00 p.m.

#1 Sunnyside  
(47-12)

#3 Ironwood

Site: #3 Seed  
5:00 pm  
#14 Barry Goldwater

#3 Ironwood  
(60-24)



Arizona Interscholastic Association, Inc.

**State Champion**

#6 Marcos de Niza

Site: #3 Seed  
5:00 pm  
#11 Westview

Site: #3 Seed  
7:00 pm

#6 Marcos de Niza  
(55-24)

#6 Marcos de Niza  
(52-21)

#7 Boulder Creek

Site: #2 Seed  
5:00 pm  
#10 Centennial

#7 Boulder Creek  
(40-39)

Skyline High School  
5:00 p.m.

#2 Kofa  
(49-21)

#2 Kofa

Site: #2 Seed  
5:00 pm  
#15 S.D. O'Connor

Site: #2 Seed  
7:00 pm

#2 Kofa  
(64-9)

#2 Kofa  
(70-0)

**Jan. 30, 2007:**

Site: #1, #2, #3, and #4 seeds will host the opening two rounds

**Jan. 31, 2007:**

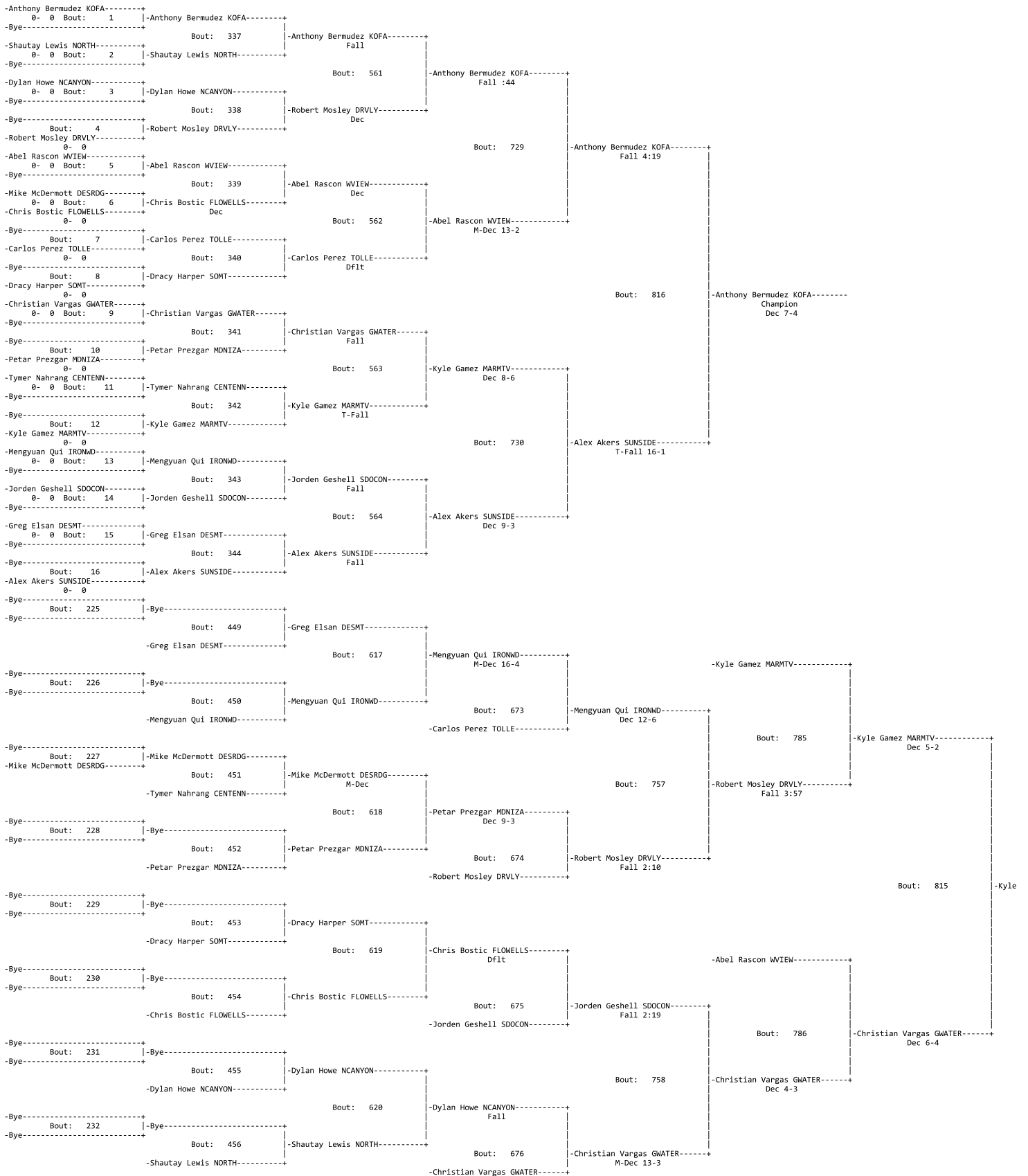
Site: Skyline High School  
845 S. Crismon Road  
Mesa, AZ 85208

**AIA Tournament Coordinator:**

Craig Anderson  
602-769-0490

# State Wrestling 5A Div II Arizona February 2007

## Weight: 103



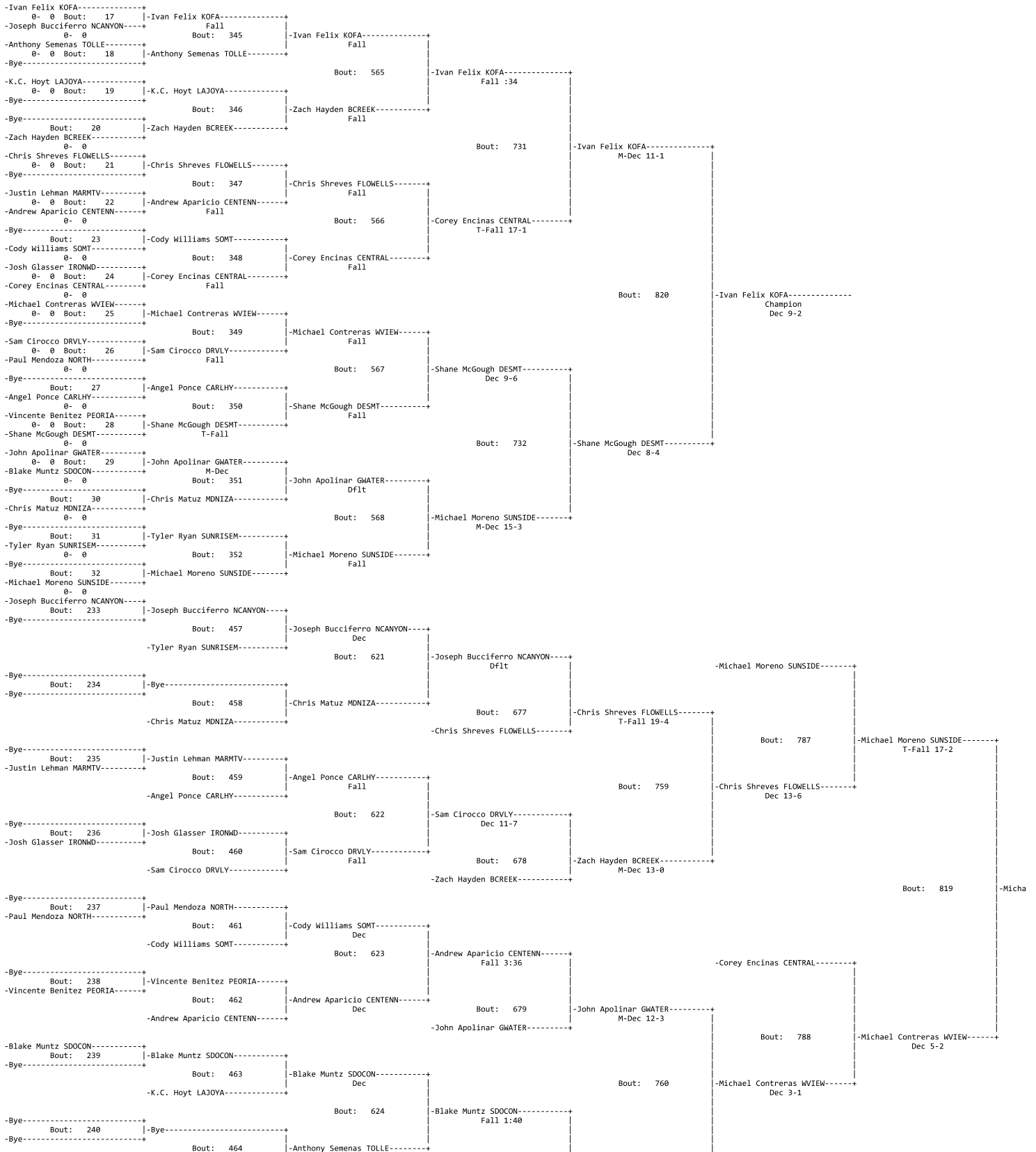


-Robert Mosley DRVLY-----+  
 Bout: 814 | -Abel Rascon WVIEW-----+  
 -Abel Rascon WVIEW-----+  
 5th Place  
 Fall 1:53

- Place Winners -  
 1st Anthony Bermudez KOFA 4- 0  
 2nd Alex Akers SUNSIDE 3- 1  
 3rd Kyle Gamez MARMTV 4- 1  
 4th Christian Vargas GWATER 4- 2

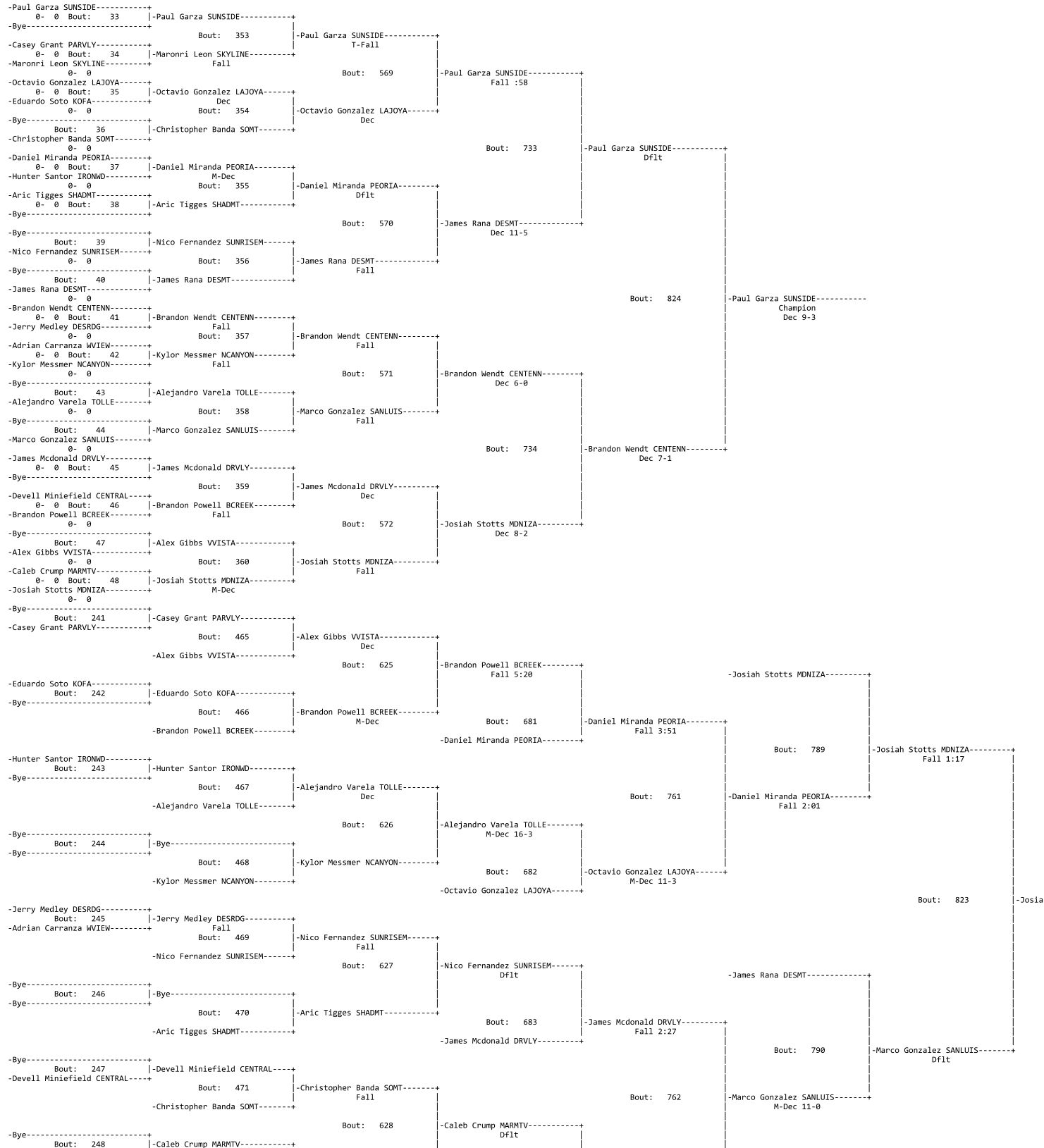
- Place Winners -  
 5th Abel Rascon WVIEW 3- 2  
 6th Robert Mosley DRVLY 3- 3


Weight: 112



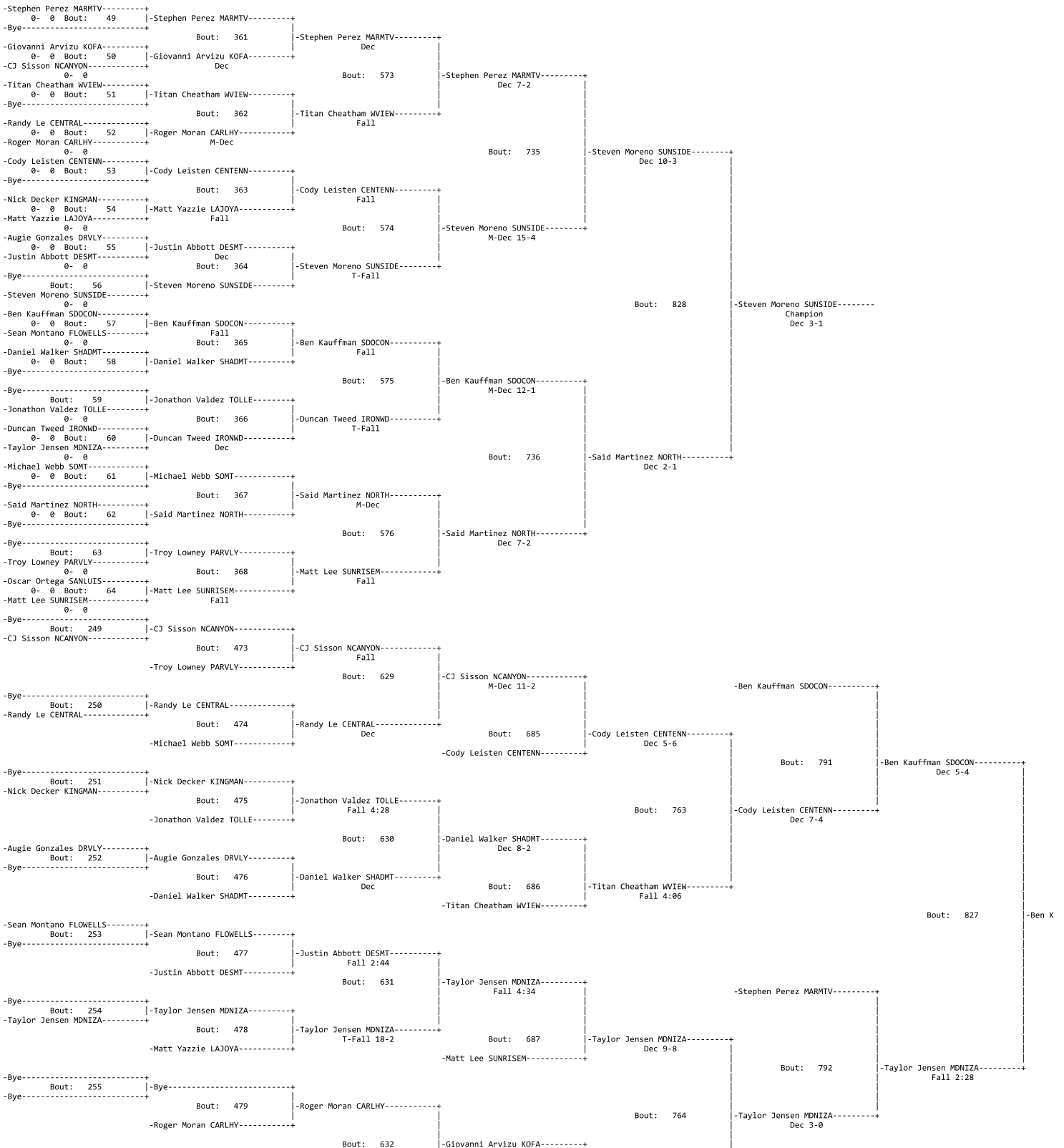
-Anthony Semenás TOLLE-----+ 0-0 Bout: 33	Bout: 680	-Michael Contreras WVIEW-----+ Dec 7-5	
			-Chris Shreves FLOWELLS-----+ Bout: 818
			-Corey Encinas CENTRAL-----+ 5th Place Dec OT 18-13
	- Place Winners -		
	1st Ivan Felix KOFA	5- 0	
	2nd Shane McGough DESMT	4- 1	
	3rd Michael Moreno SUNSIDE	4- 1	
	4th Michael Contreras WVIEW	4- 2	
		- Place Winners -	
		5th Corey Encinas CENTRAL	4- 2
		6th Chris Shreves FLOWELLS	3- 3


Weight: 119





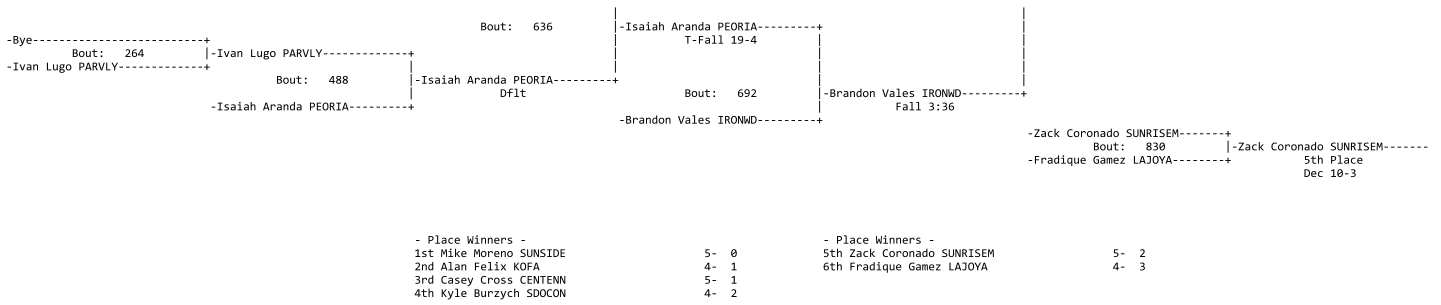
**Weight: 125**



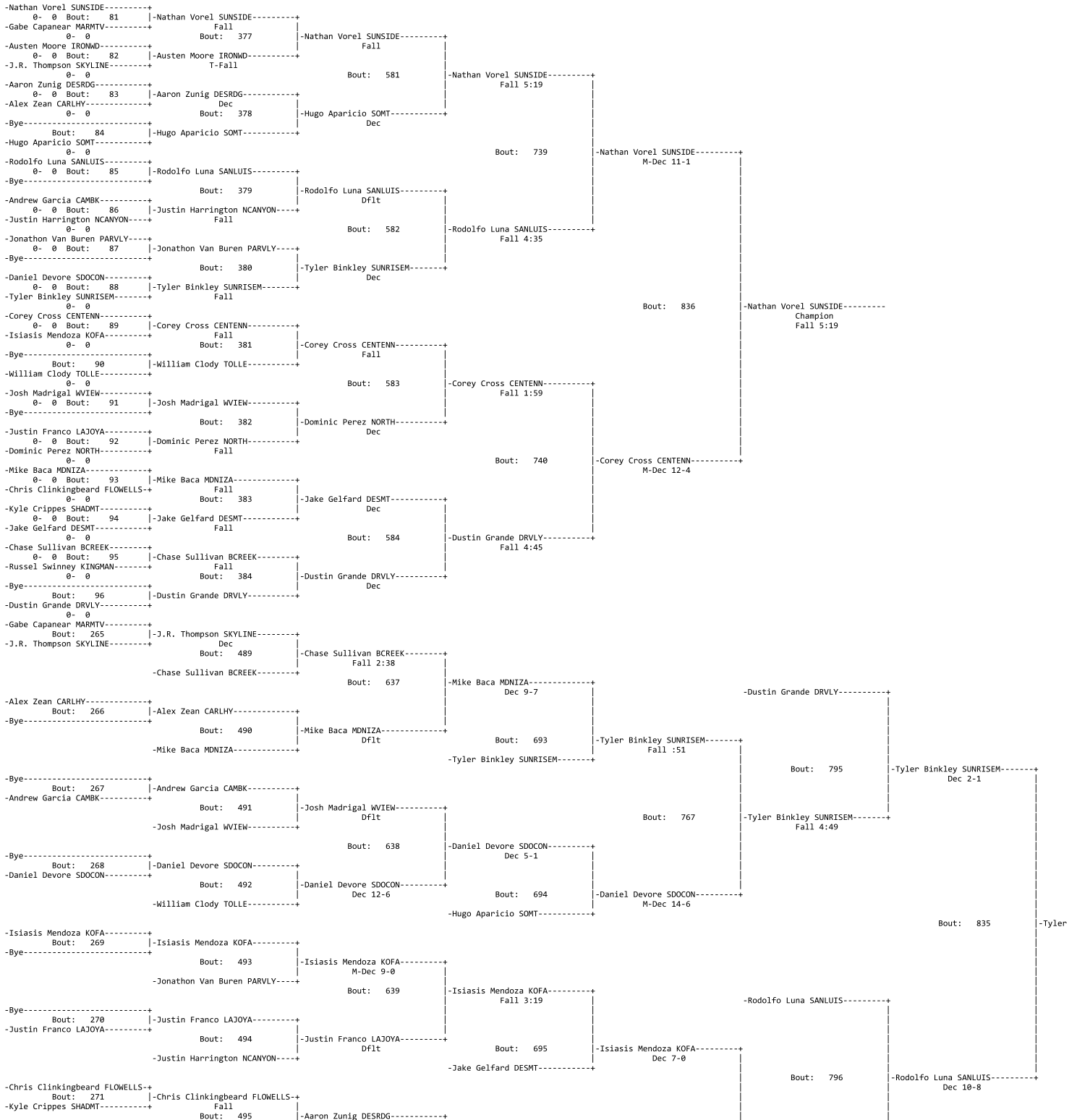


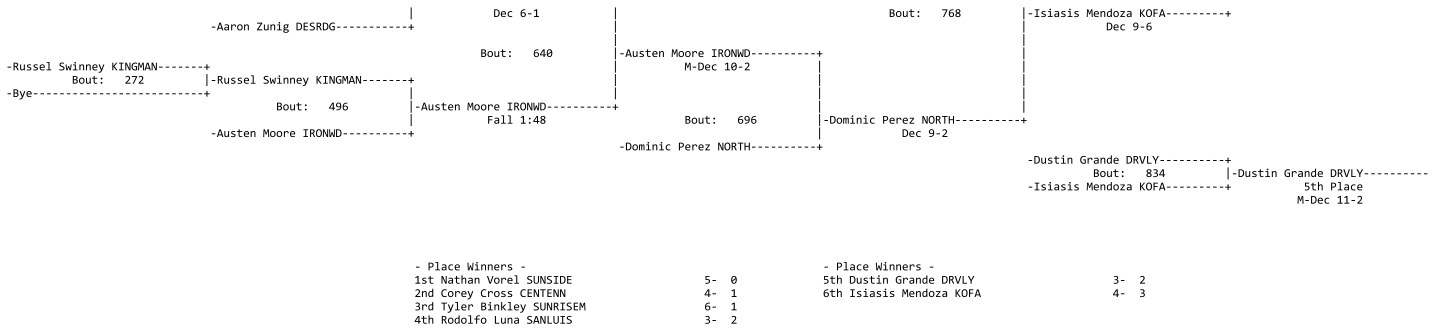
Weight: 130





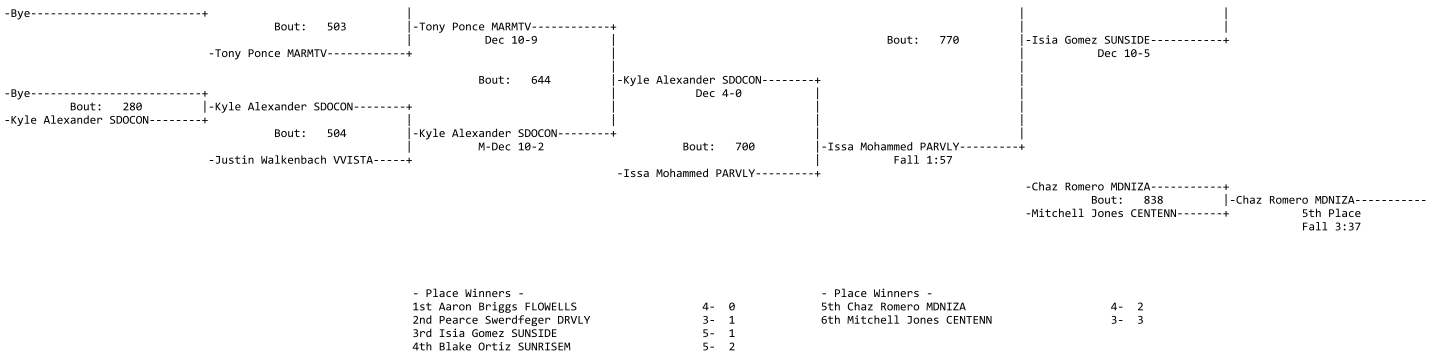
**Weight: 135**






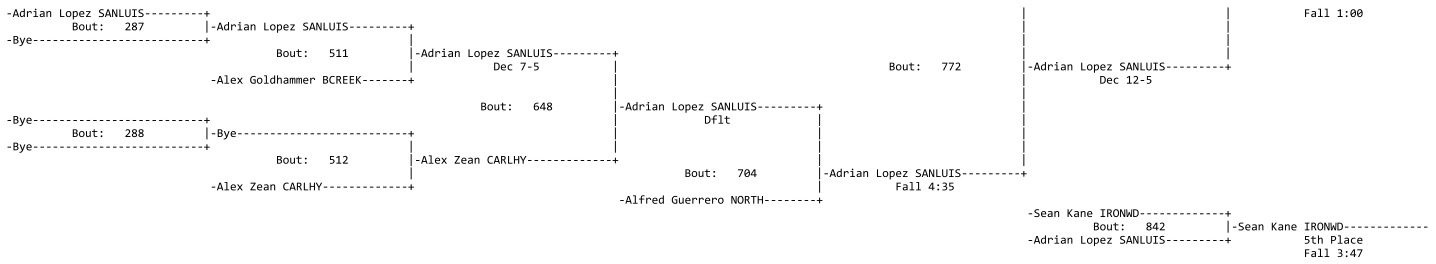
Weight: 140





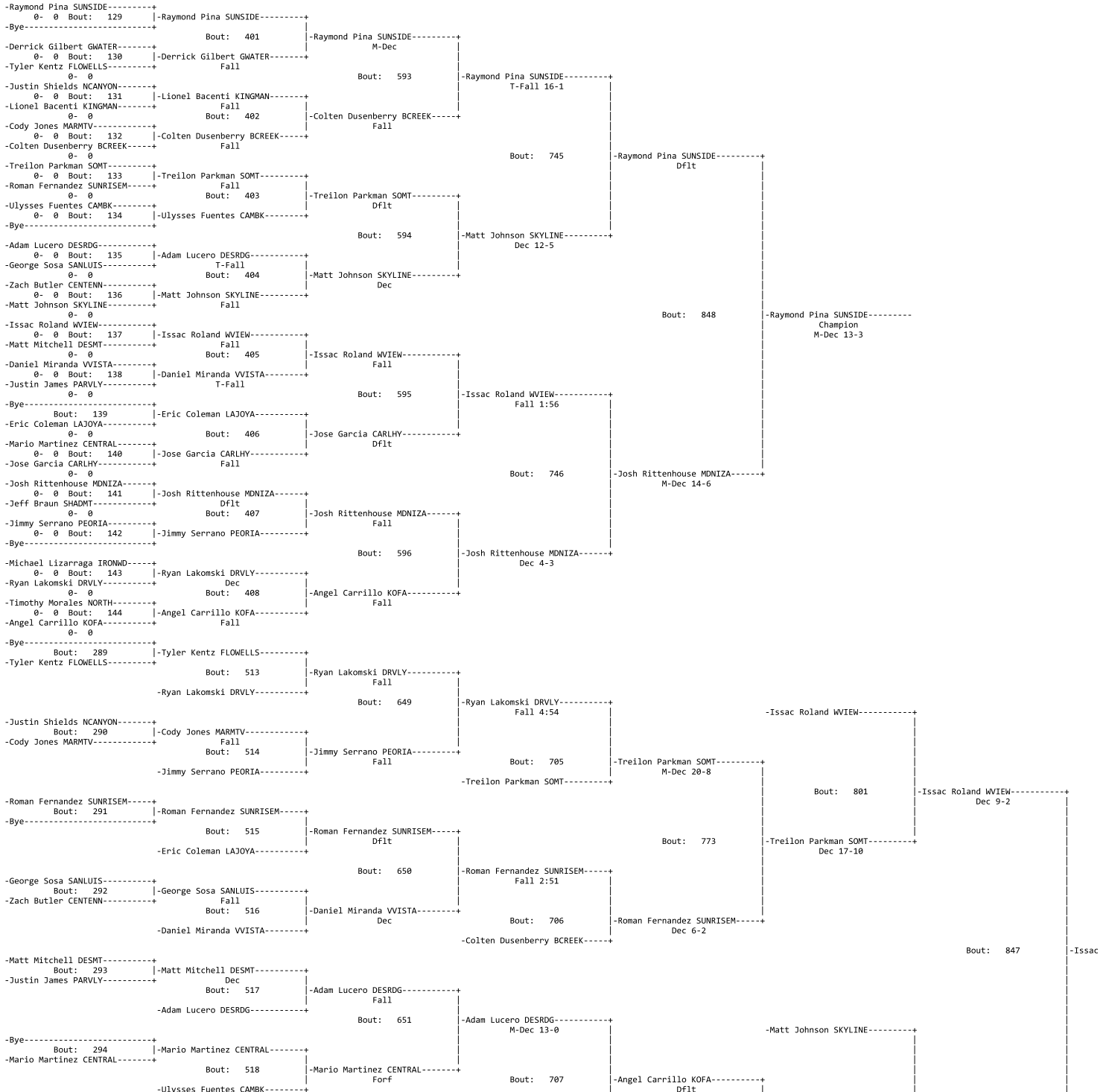
Weight: 145



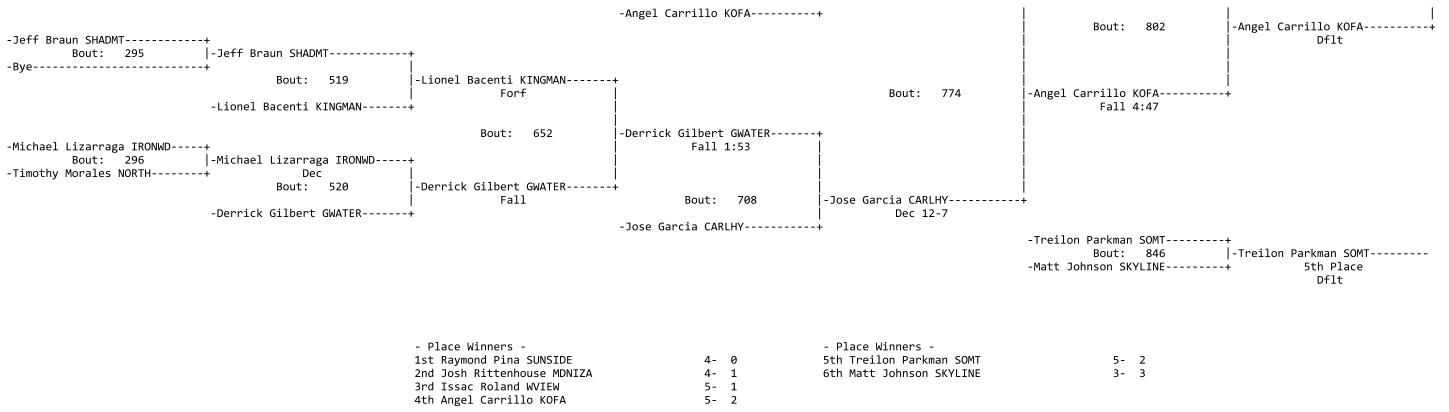


- Place Winners -
- |                              |      |                          |      |
|------------------------------|------|--------------------------|------|
| 1st Justin Mauser DRVLY      | 5- 0 | - Place Winners -        | 4- 2 |
| 2nd Richard Moreno SUNSIDE   | 3- 1 | 5th Sean Kane IRONWD     | 4- 3 |
| 3rd Jake Slesbodnik SUNRISEM | 5- 1 | 6th Adrian Lopez SANLUIS |      |
| 4th Zach Dojaquez FLOWELLS   | 4- 2 |                          |      |


Weight: 152

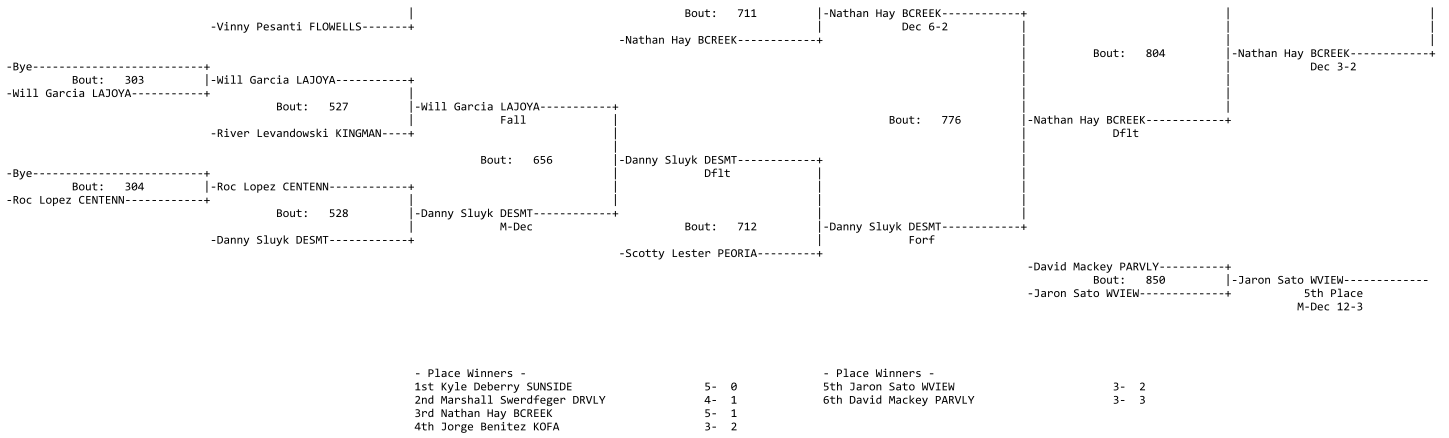




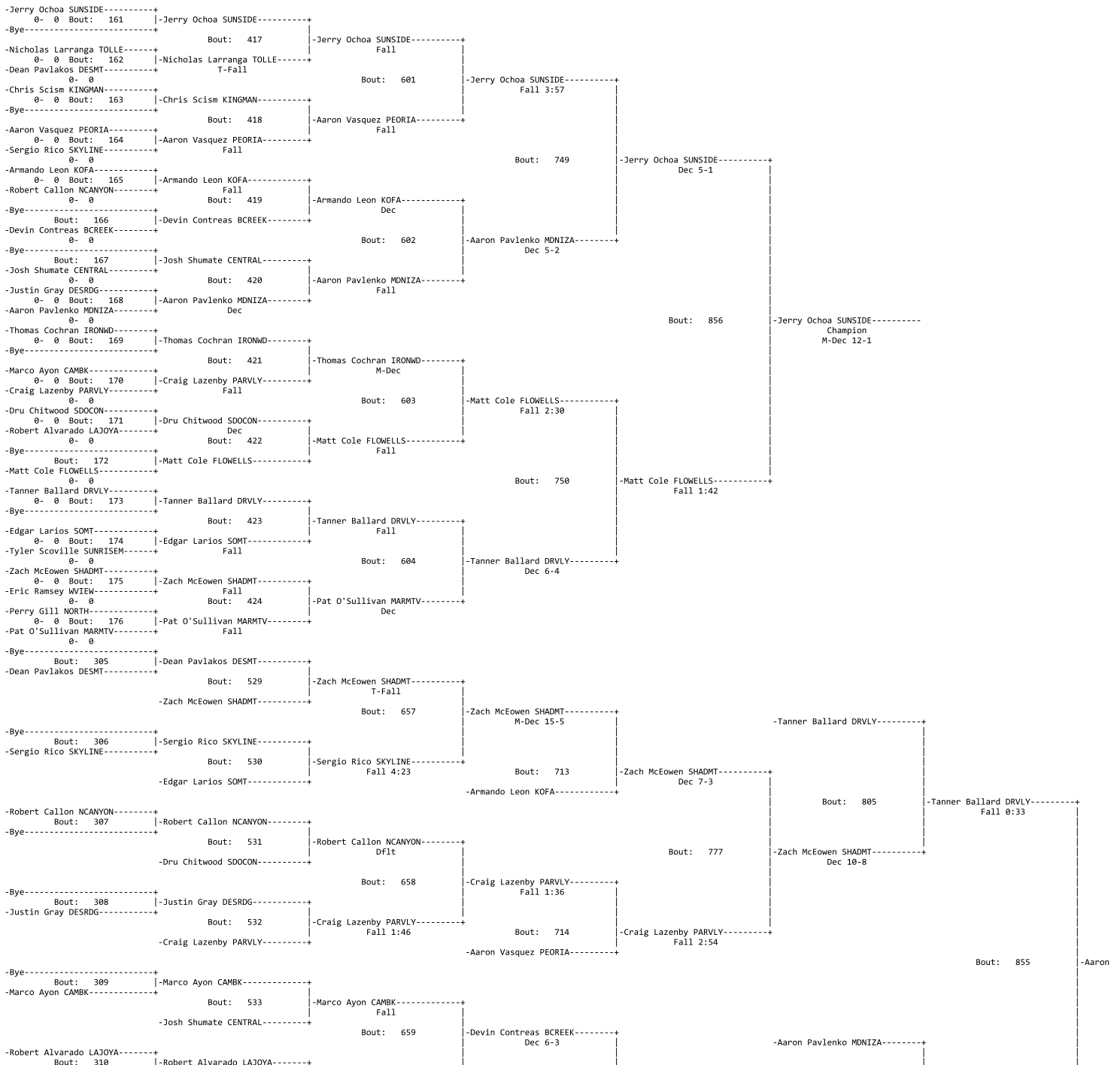


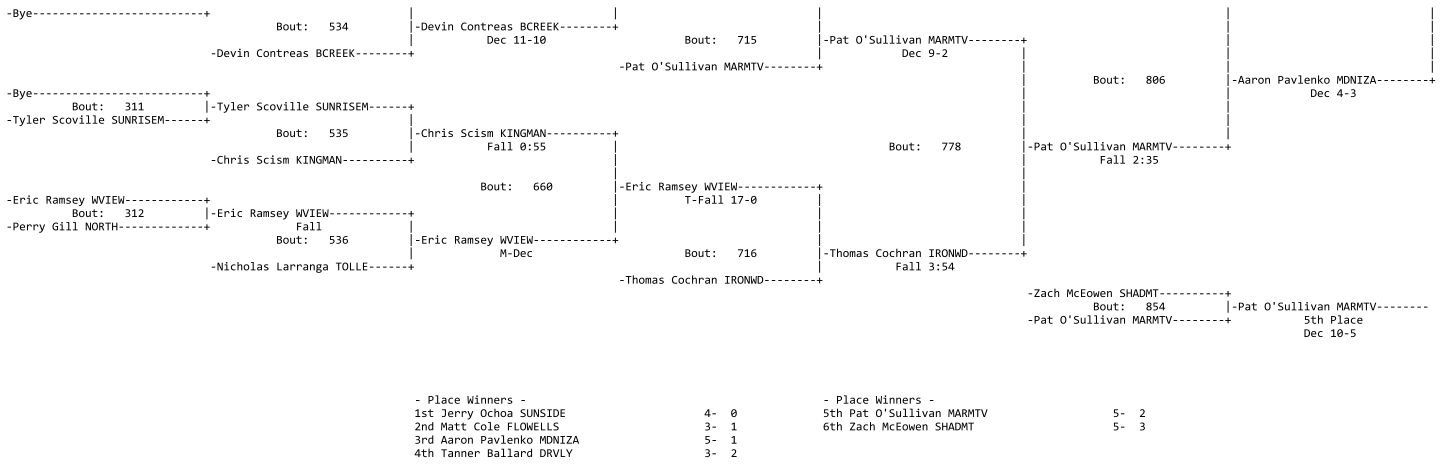
Weight: 160





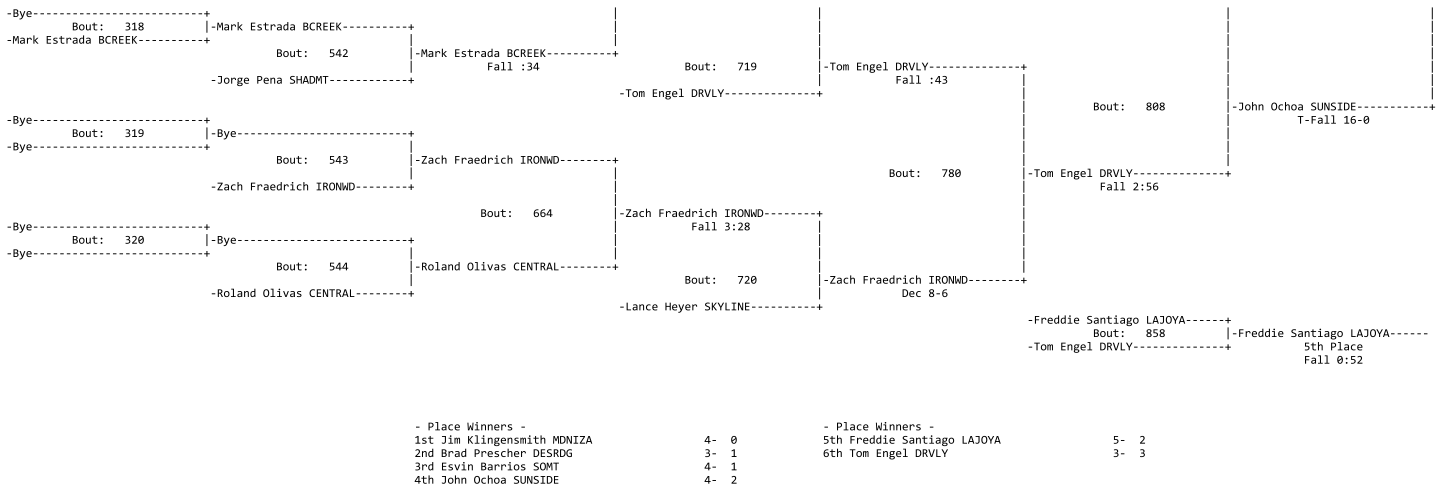
Weight: 171



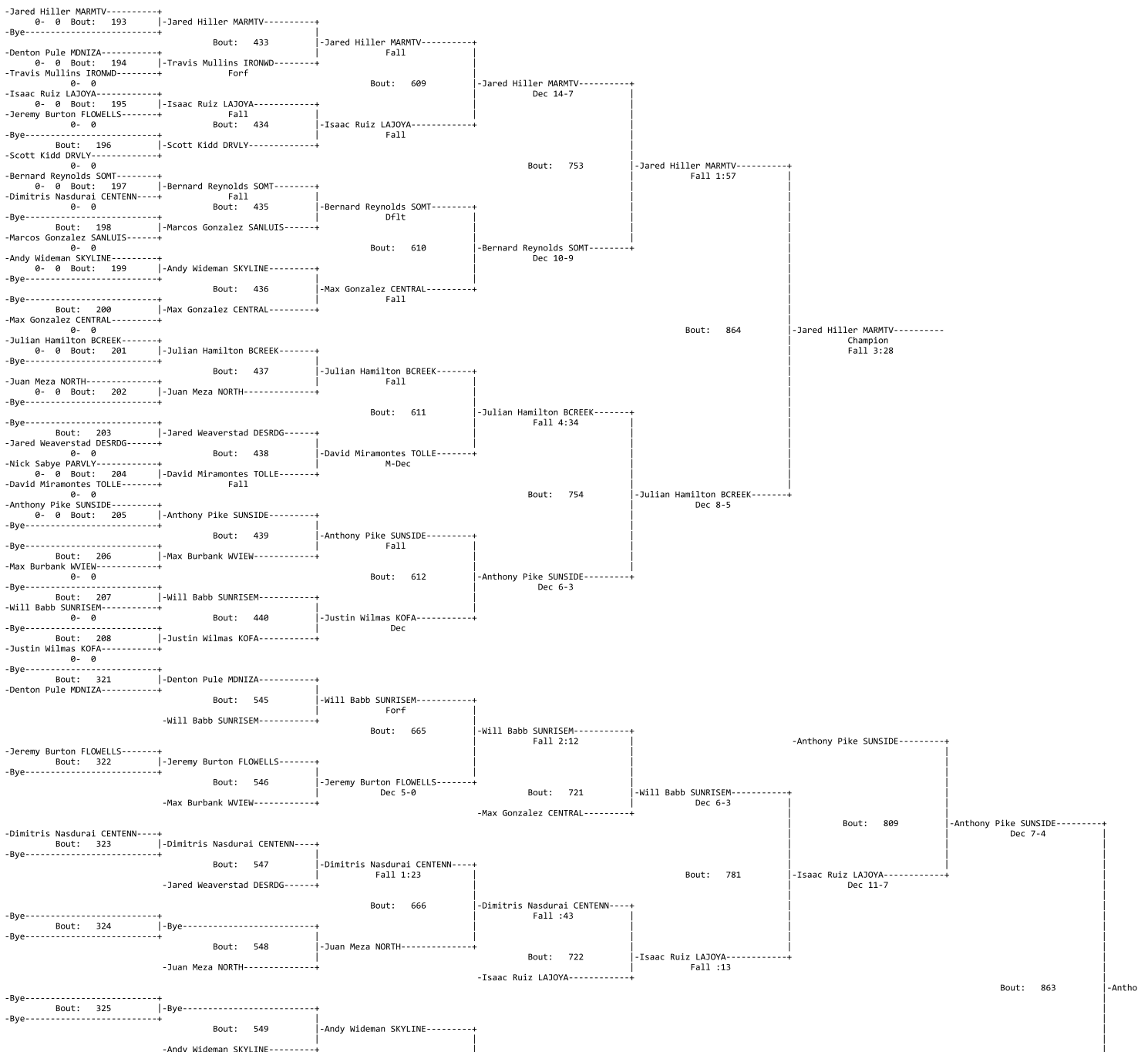


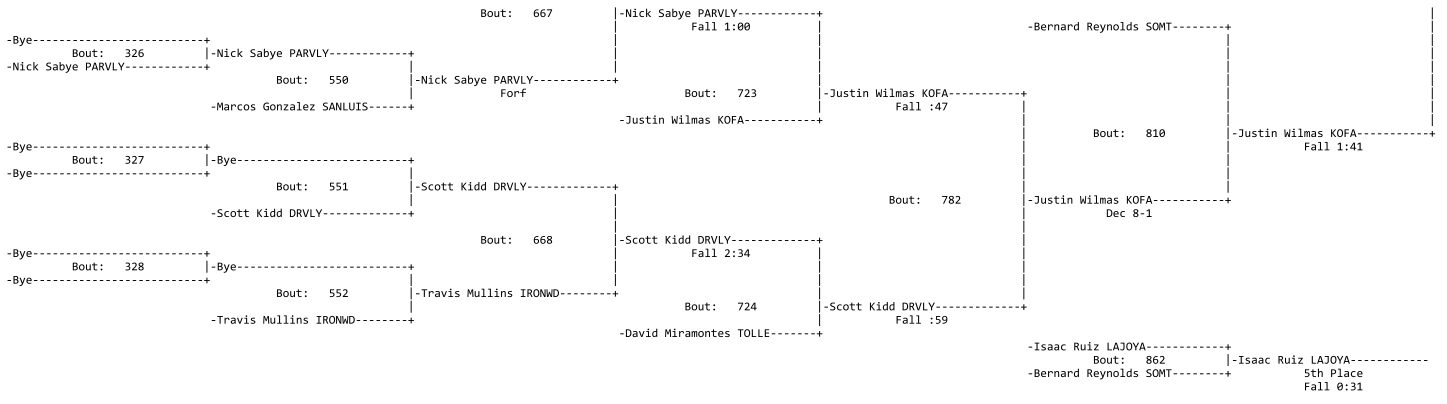
**Weight: 189**





Weight: 215

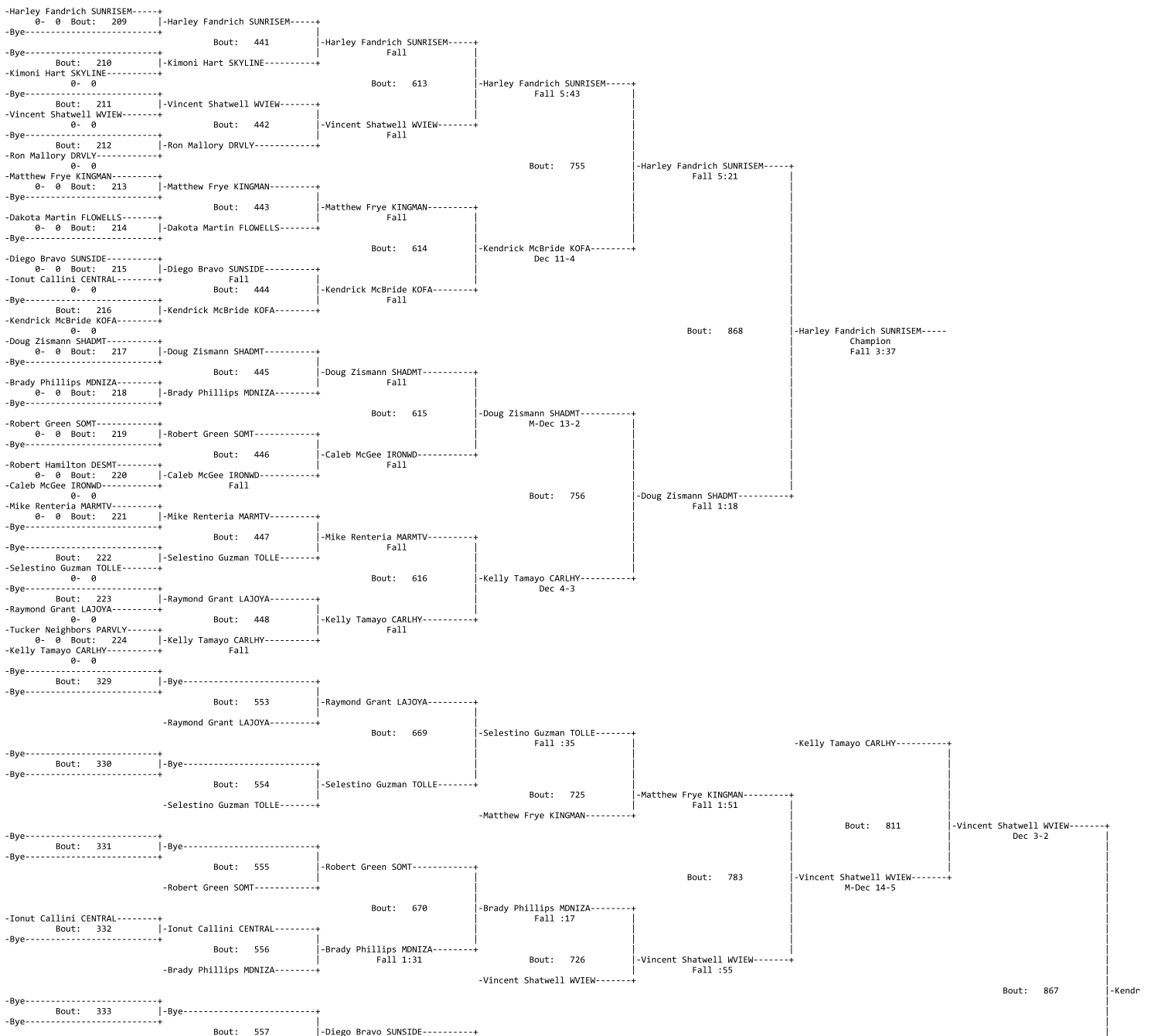




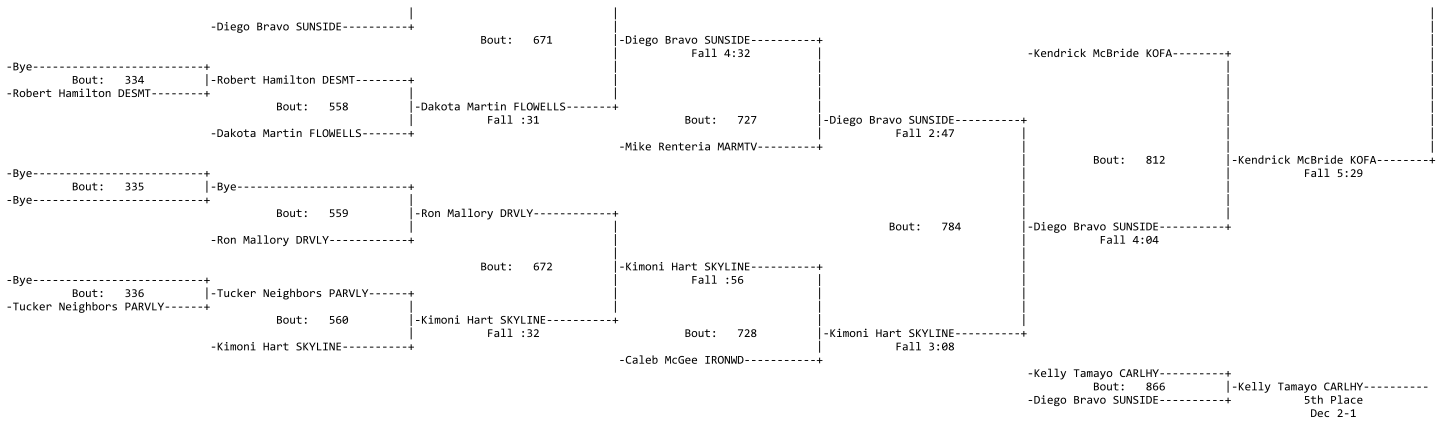
- Place Winners -

1st Jared Hiller MARMTV	4- 0	- Place Winners -	5- 2
2nd Julian Hamilton BCREEK	3- 1	5th Isaac Ruiz LAJOYA	3- 3
3rd Anthony Pike SUNSIDE	4- 1	6th Bernard Reynolds SOMT	
4th Justin Wilmas KOFA	4- 2		

Weight: 285



Brackets



- Place Winners -  
 1st Harley Fandrich SUNRISEM  
 2nd Doug Zismann SHADMT  
 3rd Kendrick McBride KOFA  
 4th Vincent Shatwell WVIEW

4- 0  
 3- 1  
 4- 1  
 4- 2

- Place Winners -  
 5th Kelly Tamayo CARLHY  
 6th Diego Bravo SUNSIDE

4- 2  
 4- 3

Preferred Educational Software

9585 Woodgate Lane  
 Byron IL 61010  
 Phone: (888) 959-2016  
 e-mail: [cotterk@pes-sports.com](mailto:cotterk@pes-sports.com)

(c) 2001 - All rights reserved